



وزارة التخطيط التنوير والإحصاء

Ministry of Development Planning and Statistics

The Millennium Development Goals For The State of Qatar 2016

Eradicate Extreme Poverty and Hunger

Achieve Universal Primary Education

Promote Gender Equality and Empower Women

Reduce Children Mortality

Improve Maternal Health

Combat HIV/AIDS, Malaria and Other Diseases

Ensure Environmental Sustainability

Develop a Global Partnership for Development

www.mdps.gov.qa



Millennium Development Goals
State of Qatar
2016

January 2017



Contents

	Foreward	5
	Introduction	6
Goal 1:	Eradicate extreme poverty and hunger	7
Goal 2:	Achieve universal primary education	17
Goal 3:	Promote gender equality and empower women	23
Goal 4:	Reduce child mortality	31
Goal 5:	Improve Maternal Health	37
Goal 6:	Combat HIV/AIDS, malaria and other diseases	47
Goal 7:	Ensure environmental sustainability	55
Goal 8:	Develop a global partnership for development	65
	Conclusion	75

Foreward

The State of Qatar has achieved most of the Millennium Development Goals (MDGs) that it endorsed in 2000. MDGs are a set of measurable development goals which include the goals agreed upon in international conferences and summits convened by the United Nations during the last decade of the twentieth century. These MDGs aim at achieving social and sustainable development, and solving issues related to food, population, women and children, and education. Countries of the world have agreed on the need to achieve the MDGs on schedule in 2015.

In this context, the State of Qatar is committed to achieve the MDGs' goals in order to improve human lives in the country. Most of these goals have been achieved ahead of schedule, particularly with regard to universal education and healthcare, and improving the standard of living of individuals. This has been translated by Qatar's advanced rank in the Human Development Report 2014 (31st globally). Qatar was also ranked among countries that enjoy a very high human development.

The sixth MDGs Report 2016 focuses on the progress made by the State of Qatar in achieving the MDGs, and shows the challenges facing the state, particularly in terms of women empowerment and participation in economic and political life, as well as the challenges associated with ensuring environment sustainability, which constitutes one of the major pillars of the National Development Strategy (NDS) 2011-2016 for the implementation of Qatar National Vision 2030 (QNV2030).

The report is divided into eight sections; section one focuses on Goal 1: Eradicate extreme poverty and hunger; section two focuses on Goal 2: Achieve universal primary education, section three focuses on Goal 3: Promote gender equality and empower women; section four is dedicated to Goal 4: Reduce child mortality rates; section five highlights Goal 5: Improve maternal health; section six tackles issues related to Goal 6: Combat HIV/AIDS, malaria and other diseases; section seven highlights Ensuring environmental sustainability; while section eight focuses on Achieving a global partnership for development.

The Ministry of Development Planning and Statistics (MDPS) hopes that this report will help stakeholders in designing development plans and policies on improving the population's standard of living and education, health and environment sectors, in addition to assisting agencies involved in achieving international development.

Dr. Saleh M. Al-Nabit

Minister of Development Planning and Statistics

Introduction

Qatar has made great strides in its development journey over the last two decades, and will continue to take further steps to achieve the aspirations of its people for a better life and human development, which will be implemented through its National Development Strategy (NDS) 2011–2016 in line with QNV 2030. Selected targets are being pursued through a series of indicators to measure the progress made in achieving these goals within a given time frame (1990-2015). The world leaders have agreed to reduce poverty and hunger by half, achieve universal primary education, promote gender equality, reduce the mortality rate among children under five by two thirds, reduce the rate of maternal mortality by three quarters, combat HIV/AIDS, Malaria and Tuberculosis, ensure environmental sustainability, and build a global partnership for development.

During the last two decades, the developmental scene in Qatar indicates that the country has achieved most of the MDGs, and has reached the goals set for the well-being of its citizens. One can clearly notice this in the field of health, education, sustainable development, and building a global partnership for development, and by moving forward on the right track in the promotion of gender equality and women's empowerment.

There is no doubt that the achievement of these goals reflects the orientation of the policy makers and their endeavor to achieve the well-being in the country and raise the standards of living of all citizens. The economic progress witnessed in Qatar at the macro and micro economic level, and the focus of the management in its ambitious development strategy to intervene in various vital sectors have a significant impact on these achievements, and helped to meet most of the MDGs ahead of scheduled date in 2015.

Despite the developmental achievements witnessed in the country, no one denies that the existence of some challenges in social areas - mainly related to certain social behaviors- which need be changed, in addition to the importance of creating an appropriate social development path regarding women's empowerment, raising awareness among various segments in the society, integrating all social groups (young people, children, women and the elderly) in the development process to broaden participation, and continue integrating all MDGs in NDS 2011- 2016.

Although most of the MDGs have been achieved in the State of Qatar, this report seeks to follow up on those achievements by analyzing the indicators across eight major themes; where each theme represents a goal based on accurate statistical data; to document achievements; highlight the challenges that impede progress towards the intended completion, and proposing means and ways of addressing these challenges to achieve all goals.



Goal (1):
Eradicate Extreme Poverty and Hunger

Elimination of extreme poverty is a fundamental human right, and an important element of a group of interrelated elements that affect poverty. It plays a crucial role in the consolidation of social cohesion, acceleration of building the nation and improvement of a stable political environment.

Keeping this fact in mind, Goal (1) includes targets related to reducing poverty rate by half, achieving full employment, providing decent work for all and alleviating hunger.

This goes without saying that this goal does not pose any challenge to Qatar, which has been able to provide well-being for all citizens by ensuring sustainable livelihoods and security and social welfare networks. The state provides salaries through social security for those with no breadwinner or source of income, ensuring a safe and stable life for them, in addition to providing healthcare and education services.

Target 1

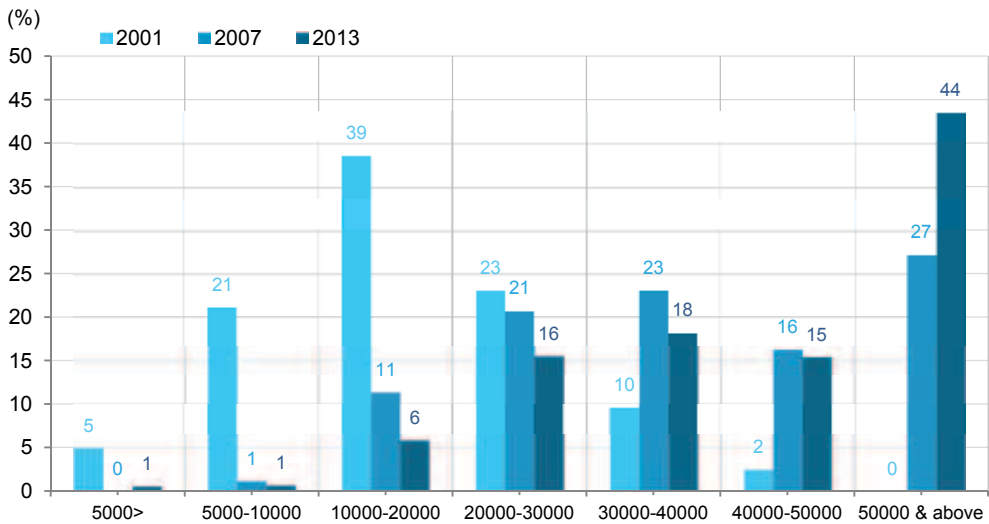
a) Reduce the proportion of population living on less than US \$ 1 per day by half during the period 1990-2015

1. Proportion of population living on less than US \$ 1.25 per day:

In the State of Qatar, no one lives on less than US \$ 1.25 per day. Accordingly, this ratio equals zero according to the general index, which means that Qatar is free from extreme poverty phenomenon. This is confirmed by the Household Income and Expenditure Surveys (HIES) conducted during the past twelve years, which show substantial progress in the Qatari household's average monthly income of the household heads between the years 2001 and 2013, where the head of household's monthly income reached QR 41,600 in 2013.

The household's average monthly income reached QR 88,200 for Qataris and QR 24,400 for non-Qataris (Figure 1).

Figure (1): Percentage distribution (%) of Qatari households by average monthly income of head of household (Qatari Riyal) 2001-2013



Source: MDPS, Household Income and Expenditure Survey (HIES) 2001, 2007, 2013.

The average monthly income of 21% of heads of Qatari households ranged between QR 5,000 and QR 10,000 in 2001, representing only 1% of heads of Qatari households in 2013. Heads of Qatari households whose monthly income is more than QR 50,000 represent 27% of Qatari households in 2007, and they increased to 44% in 2013. The survey shows that 77% of heads of Qatari households earned more than QR 30,000 in 2013, while the average monthly income of almost all heads of Qatari households (99%) exceeded QR 10,000 since 2007, with a noticeable improvement recently (Figure 1).

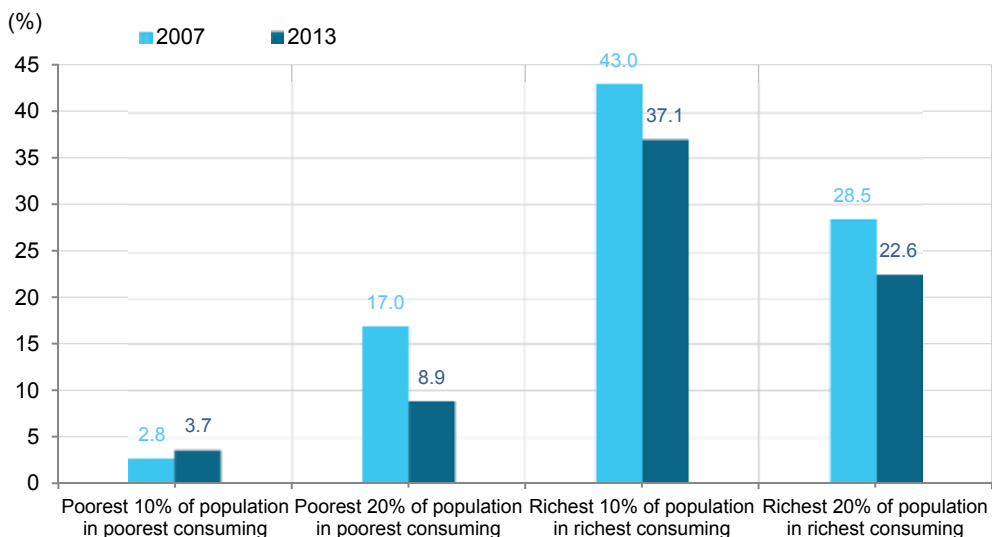
The Qatari households' monthly expenditure reached QR 49,700, while spending on food and drinks reached around QR 8,033 (i.e. 16% of total Qatari household expenditure).

It is worth mentioning that the rise in the proportion of household expenditure in Qatar indicates a high standard of living, which is among the highest at the international and regional levels.

2. Share of the poorest quintile in national consumption:

The statistical data on consumption distribution in the Qatari society shows disparity between the richest and poorest quintile, as the share of the richest Qatari quintile declined from 43% in 2007 to around 37% in 2013, whereas the poorest Qatari quintile reached only 9%, compared to 17% in 2007, according to Household Income and Expenditure Surveys (HIES) in 2007 and 2013 (Figure 2).

Figure (2): share of the poorest quintile in distribution of income (2007–2013)



Source: MDPS, Household Expenditure and Income Survey (HEIS) 2007-2013.

Figure (2) above shows the consumption rate of the richest tenth declined from 29% in 2007 to around 23% in 2013, while the rate of the poorest tenth rose from less than 3% in 2007 to around 4% in 2013.

The percentage of the richest quintile to the poorest quintile rose from 2.5 times in 2007 to 4.2 times in 2013. However, this does not indicate an improvement in distribution of income and consumption, despite the fact that Qatar is relatively considered among developing countries with less disparity in income distribution, taking into account that the disparity here refers to disparity among rich population, and not among the poor one - according to the World Bank's definition of poverty.

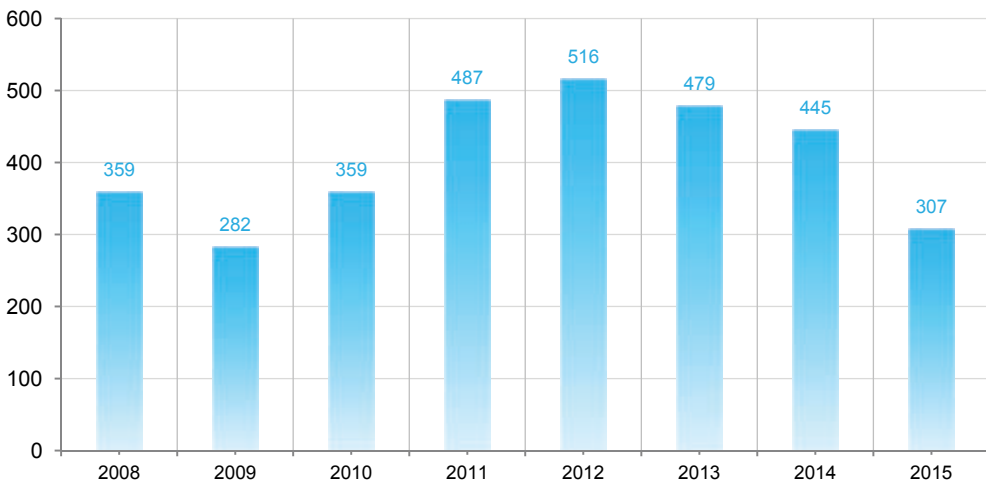
b) Achieve full and productive employment and decent work for all, including women and young people

The State of Qatar has been able to achieve an advanced rate in the indicators of “full and productive employment and decent work for all, including women and young people”, as the increased women’s education contributed to a rise in women’s participation in the labor market. The youth share has also increased in the labour market in view of the prevailing population trends. This is reflected in the unemployment data, where Qatar enjoys one of the lowest unemployment rates in the world reaching only 0.2% in 2013.

3- Gross Domestic Product (GDP) growth rate per worker:

The GDP per person employed has noticeably decreased from QR 359,000 in 2008 to QR 282,000 in 2009, then increased to QR 516,000 in 2012, achieving an annual growth rate of 9.1% during the period 2008-2012. Again it dropped to QR 307,000 in 2015 (Figure 3) with an annual growth rate of -16% during the period 2012-2015. The earlier increase in the employed person’s share of the GDP is attributed to the high economic growth rate between 2008 and 2012, where the annual growth rate of the real GDP reached 13.4% in 2011, then it dropped to 3.6% in 2015, due to low oil revenues and the global economic situation.

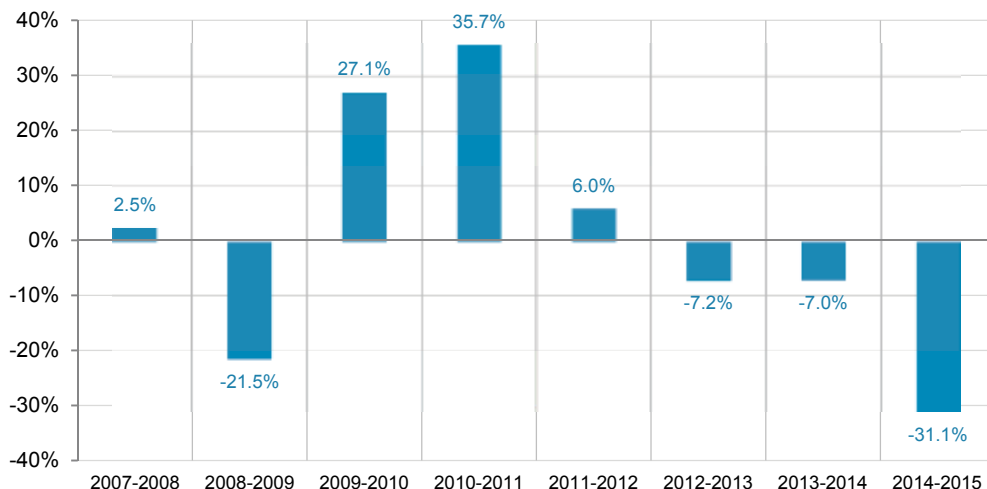
Figure (3): Development of GDP per worker during the period 2008-2015



Source: Task Team calculations based on data released by MDPS, Window on Economic Statistics of Qatar and Labor Force Sample Survey, various years.

This is reflected in the growth rate of GDP per person employed, which saw a volatile increase during the period (2008-2012), rising from 2.5% in 2008 to 35.7% in 2011, and then sharply dropping to -31.1% between 2012 and 2015 due to the sharp decline in oil prices and revenues of hydrocarbon sector, and then the decline of the growth rate of GDP per person employed (Figure 4).

Figure (4): Growth rate of GDP per person employed (2008-2015)



Source: Task Team calculations based on data released by MDPS, Labor Force Survey by Sample, various years.

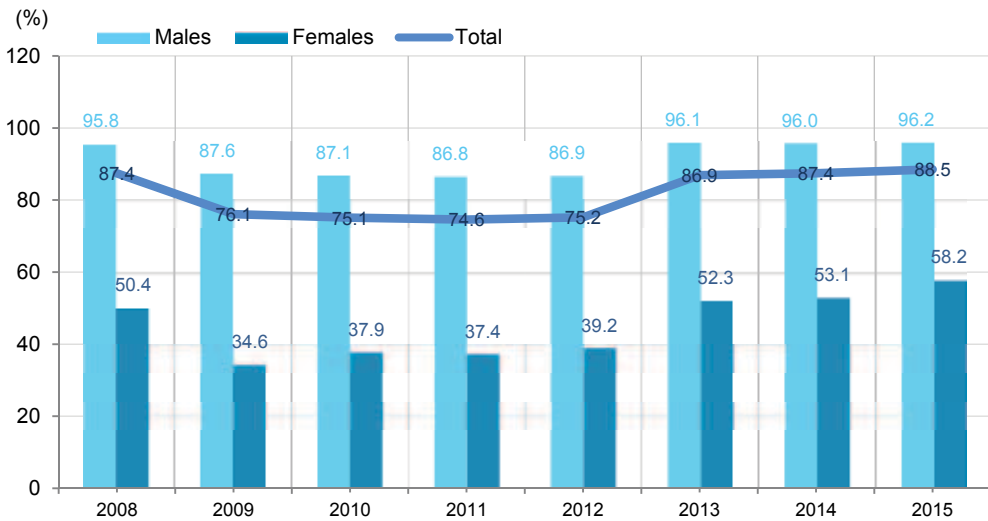
It should be noted that the increases in GDP per person employed - even if slightly related to the increase in labor productivity in non-oil sectors - are basically linked to increases in oil and gas revenues and the contribution of hydrocarbon sector in the GDP. This explains the discrepancies the index over the period (2008-2015).

4. Percentage of employed population to total population (15 years and older).

The index of the percentage of employed population involved in the production of goods and services to the total working-age population is one of the key indicators that measure the achievement of full and productive employment. The rise in this percentage means that a large segment of the population is engaged in work, while the decline means a large segment of the population is not directly involved in economic activity, either because they do not work or they are not part of the country's workforce.

The percentage of employed population compared to total working-age population increased from 87.4% in 2008 to 88.5% in 2015. The percentage of female employed population compared to female working-age population in Qatar increased from 50.4% in 2008 to 58.2% in 2015, an increase of 15.5%. As for the percentage of male population, it increased from 95.8% in 2008 to 96.2% in 2015 due to the demand for male expatriate workers as a result of implementation of several development projects, particularly in the construction sector, which relies heavily on expatriate male workers (Figure 5)

Figure (5): Evolution of percentage of employed population to total working-age population (2008-2015)



Source: MDPS, Labor Force Sample Survey, various years, and Population, Housing and Establishments Survey 2010.

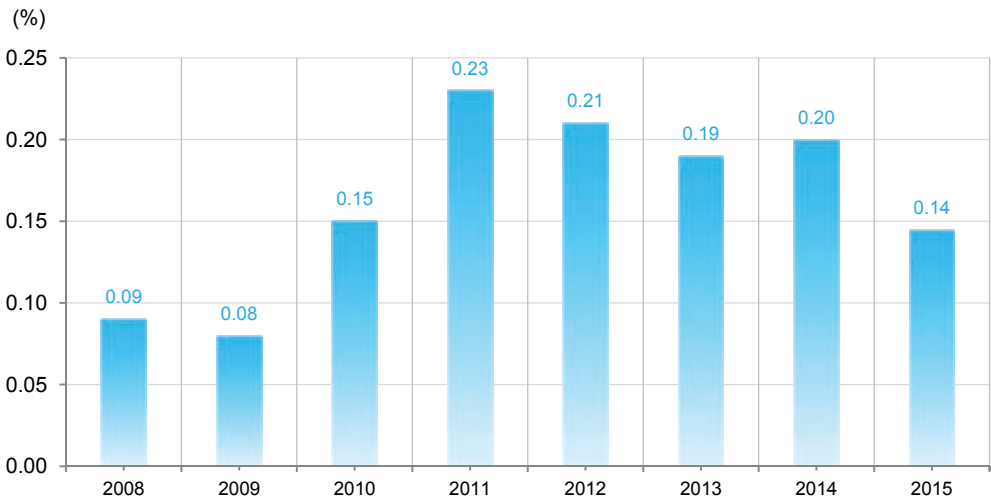
The percentage of employed people to the total population is expected to rise in view of the implementation of many major infrastructure and construction projects in preparations for the 2022 FIFA World Cup, which requires hiring more workers from various countries around the world.

5. Percentage of self-employed persons and family workers to total workers:

This indicator reflects the nature of the initiative in the labor market, and the significance of the private sector in attracting more young people to labor market. According to statistical data obtained from labor force surveys throughout the first decade of the millennium and the first half of the second decade, the percentage of self-employed persons and family workers to total workers did not reach 1% of the total population in the country (Figure 6).

Despite the decrease in the percentage of self-employed persons and family workers to total workers, it is expected to increase in the coming years with the start of activities and programs designed to support young entrepreneurs through the small and medium-sized enterprise (SMEs) program “Enterprise Qatar (EQ)”, an affiliate of QDB, among the development goals for 2030, the creation of a number of financing and supporting funds for SMEs as well as programs to be implemented by the Social Development Center (CDC) under the entrepreneurship and innovation initiative, and providing loans to young entrepreneurs through “Rasameel” Fund.

Figure (6): Percentage of self-employed persons and family workers to total population during the period (2008-2015)



Source: MDPS, Labor Force Sample Survey, various years.

c) Reduce the percentage of people suffering from hunger by half during the period (1990-2015)

6. Percentage of population who do not receive minimum calories

Calories are the amount of energy released when food is burned in the body. Different type of food generate different amounts of energy due to the difference in the content of the basic elements of food, namely: carbohydrates, proteins and fat. The shortage of calories in the body is an indication of poor nutrition, which is an accurate indicator for measuring food composition of individuals, and whether they are getting enough food. Qatari households spent QR 8,033 in 2013, equivalent to 16% of their total monthly expenditure.

In 2013, this expenditure secured an integrated nutrition for Qatari households, as well as all their calory needs, including about 87 kg of white and red meat (fresh meat, fresh poultry, fresh fish), around 39 liters of milk, 5 packs of eggs, around 73 kg of fruits, and around 76 kg of vegetables in 2013. These quantities witnessed a remarkable development, with increased quantities of meat, milk and vegetables consumed by households between the years 2001 and 2007 (Table 1).

Table (1): Qatari households' monthly average expenditure of selected food between 2001 and 2013

Food	Monthly average consumption			unit
	2001	2007	2013	
Fresh meat	33.13	35.8	37.9	Kg
Fresh poultry	38.53	36.6	32.6	Kg
Fresh fish	16.69	22.9	16.4	Kg
Fresh milk	14.85	24.9	39.4	Kg
Eggs	4.77	4.8	4.8	Kg
Fresh fruits	79.57	84.3	72.6	Kg
Fresh vegetables	67.15	60.1	76.5	Kg

Source: MDPS, Household Expenditure and Income Survey (HEIS), various years

We conclude from the above that the State of Qatar has witnessed an accelerated economic growth and has achieved all the desired results of MDGs' Goal (1) "eradicate extreme poverty and hunger by 2015" along with the three included targets. The individuals' standard of living has also been improved, as Qatar is one of the world's fastest growing and higher per capita income, in addition to providing employment opportunities for all individuals in the Qatari society, including young men and women in decent conditions, while ensuring proper nutrition and healthy society.



Goal (2):
Achieve universal primary education

Education is definitely one of the key pillars to achieve the various aspects of development, which is a basic right for every human being, as well as it helps to achieve the other development goals. In addition, education is a key factor for formation of human skills needed in the development and building process. This is stipulated in Article (25) of Qatar's Permanent Constitution "Education is one of the basic pillars of social progress. The State shall ensure, foster and endeavor to spread it". It is clearly stated in Qatar National Vision 2030, which aims to build a modern world-class educational system that provides citizens with their needs as well as the needs of Qatari society.

Target 2

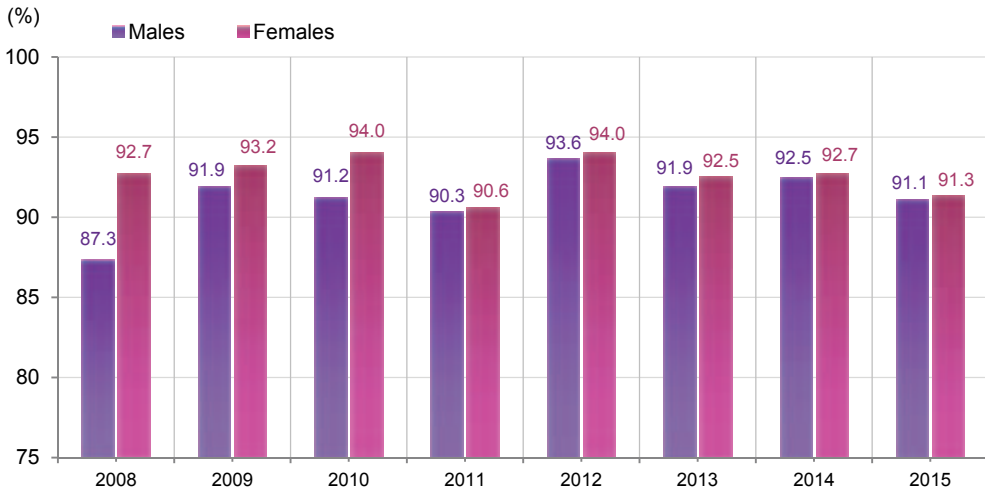
a) Ensure that, by 2015, children everywhere, boys and girls alike, will be able to complete a full course of primary schooling

During the past two decades, the educational system in Qatar has witnessed a remarkable progress in both educational-related legislative and institutional sides. The Compulsory Education Law of 2001 was enacted to eliminate primary school student drop out. The Ministry of Education and Higher Education plays integral role in shaping the state's educational policy and the development of education so as to provide distinct human resources required for development. Qatar continues to launch initiatives aimed at improving and spreading education across the state, by constructing new schools, modernizing the curriculum to keep pace with the development boom in the country and labor market needs.

1. Net enrollment rate in primary education

The education sector -especially primary education- is vital for human development, and one of the major determinants of efficiency, effectiveness and productivity of the labor force. The enactment of the Compulsory Education Law has contributed to raising rates of enrollment in primary education, exceeding 90% for females during the period 2008-2015. The male enrollment rates also witnessed a remarkable progress after trailing behind female enrollment rates, reaching around 91% for both sexes in 2015. This clearly indicates that the State of Qatar has provided equal opportunities for males and females to enroll in primary schools. The proportion of female students has exceeded that of male students for all comparative years, albeit slightly, which confirms continuation of female schooling without dropping out on the one hand, and absence of gender discrimination in education on the other hand (Figure 7).

Figure (7): Net enrollment rate in primary education by gender between 2008 and 2015



Source: MDPS, Vital Statistics, various years

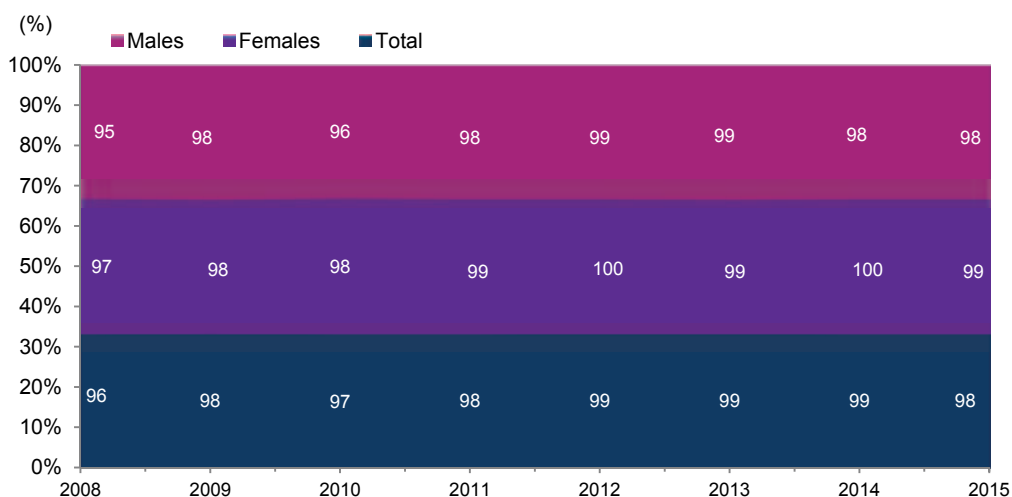
Accordingly, we may confirm that the State of Qatar has already achieved the target: “ensure that all children, boys and girls alike, enroll in primary schooling”. However, the full percentage of this indicator has not been achieved due to the nature and characteristics of Qatar’s demographics over the past decade, and beginning of this decade.

We believe that the Goal: “achieving universal primary education by 2015” has been achieved on the overall enrollment level in the State of Qatar. However, this underscores the significance for the state to adopt plans and programs targeted at raising and developing the level of education, and replacing old teaching methods with modern ones.

2. Literacy rate among people aged 15-24 years

The spread of education in all regions of the state has contributed to a decline in illiteracy rate among young people of both sexes, as Qatar has made a significant improvement in raising the literacy rate, reaching 99% for males and 100% for females in 2012, which is the desired target limits (Figure 8).

Figure 8: Evolution of literacy rates towards target between 2008 and 2015



Source: MDPS, Vital Statistics, various years

It is worth mentioning that Qatar's leadership has invested heavily and extensively in education systems, before embarking on the development of MDGs, as the education sector's allocated budget has remarkably increased over the past two decades, jumping to QR 26.3 billion (12% of total public expenditure of 2014-2015 state budget).

Qatar has provided learning opportunities for primary education children (nationals and expatriates alike) across the country. This gives an indication of the possibility of achieving the target: "ensure that, by 2015, children, boys and girls alike, will be able to complete a full course of primary schooling".



Goal (3):
Promote gender equality
and empower women

Empowering women in various social activities has become one of the main areas of concern in the Qatari society, where the leadership has focused over the past four decades on promoting gender equality and women's empowerment, as well as the laws and regulations related to education, health, social welfare, labor market and other sector. The government has established institutional frameworks that deal with the advancement and empowerment of women. The state of Qatar has also joined many global conventions on empowerment of women, such as the Convention on the Elimination of All Forms of Discrimination against Women in 2004.

The state of Qatar adopts a clear policy to promote empowerment of women in all fields. This policy is clearly stated in Qatar National Vision 2030, which emphasizes to **“enhance women's capacities and empower them to participate fully in the political and economic spheres, especially in decision-making roles”** .It also stresses **“increased opportunities and vocational support for Qatari women.”**

Target 3

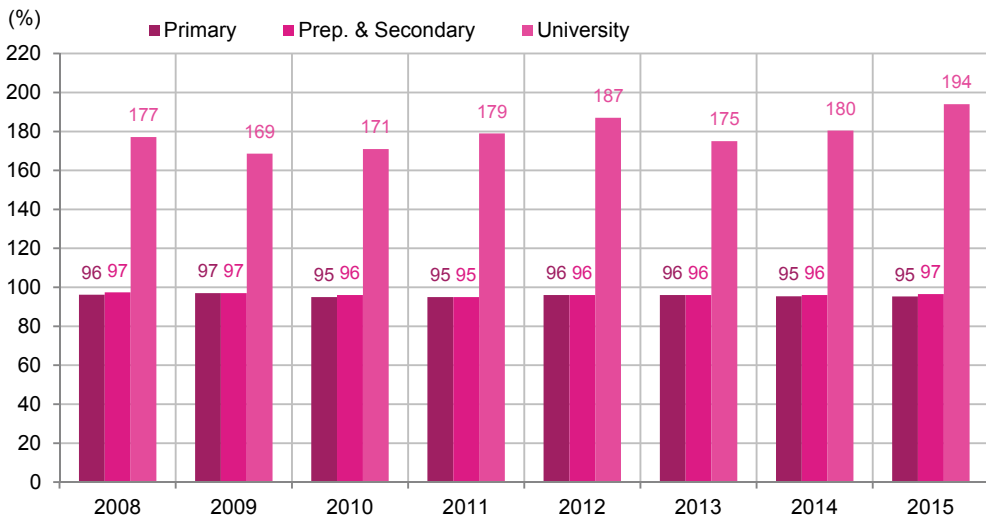
a) Eliminate gender disparity in primary and secondary education, preferably by 2005, and at all levels of education no later than 2015

1. Ratios of girls to boys in primary, secondary and higher education

This indicator measures the progress achieved in gender equality in education levels by measuring the ratio of females to males in primary, secondary and higher education. According to statistical data, Qatar is very close to achieve gender equality in primary school enrollment rates, where the ratio of female to male students remained above 95% during the period 2008-2015, which gives an indication that the State of Qatar has nearly bridged the gender gap in primary education enrollment. The same applies to the ratio of females to males in secondary education, reaching close to equality during the same period (Figure 9).

As for higher education, the percentage of females and males in tertiary enrolment remained at high levels rising from 177% in 2008 to around 194% in 2015. This ratio is among the highest globally. This is attributed to the State’s encouragement of female students to obtain college degrees, which would allow them to get better job opportunities and change the Qatari society’s stereotype image of women and their role in economic, social and cultural spheres, and the enrollment of large percentage of males in the labor market at an early stage once they obtain the high school certificate, as well as foreign scholarship for males is higher than that for females.

Figure (9): Ratio of girls to boys in primary, secondary and higher education levels during the period (2008-2015)

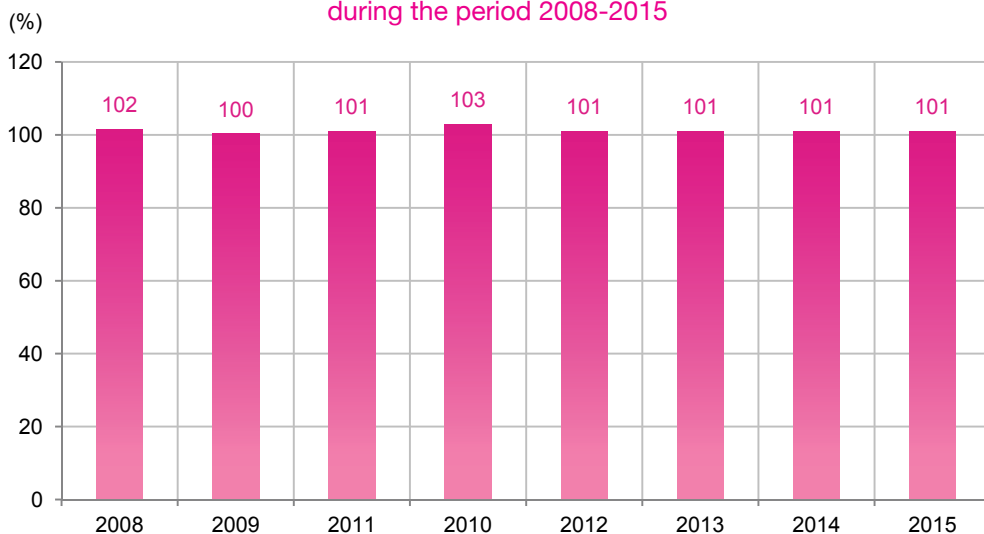


Source: Task Team calculations based on data released by MDPS, Labor Force Sample Survey, various years

2. Ratio of literate females to males aged 15-24 years

The statistical data indicates that the ratio of literate females in Qatar (aged 15-24 years) was higher than that of their male counterpart during the period 2008-2015. This is due to the State’s adopted policies aimed at spreading education in all regions, which offered educational opportunities for women (Figure 10).

Figure (10): Ratio of literate females to males aged 15-24 years during the period 2008-2015



Source: Task Team calculations based on data released by MDPS, Labor Force Sample Survey, various years

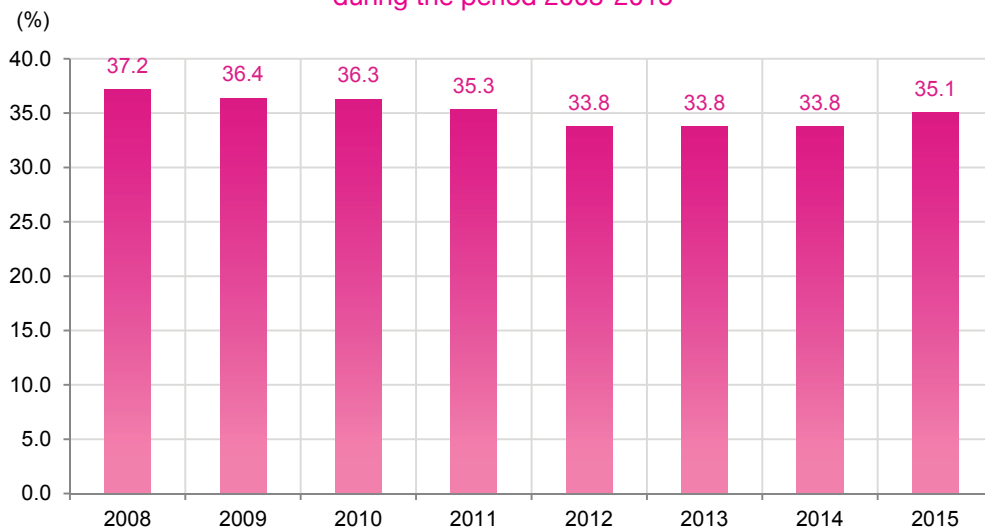
The targeted percentage of gender equality in education has been achieved within the prescribed period due to the considerable efforts made by the State of Qatar to establish schools and universities, which contributed to the rise in enrollment rate of Qatari women in all education levels. This in turn would enhance women’s participation in Qatari labor market and would grant them access to paid jobs in various sectors.

3. Women’s participation in labor force and their share of paid jobs in non-agricultural sector

(A) Women’s participation in Qatari labor force:

The percentage of female Qatari women in the labor force remained above one third during the period (2008-2015). However, it saw a slight fluctuation, declining from 37.2% in 2008 to 33.8% for the period (2012-2014), then rose slightly to 35.1% in 2015. This demonstrates that Qatari women’s share in the Qatari labor force is low compared to that of males, which accounts for nearly two-thirds of the Qatari labor force.

Figure 11: Evolution of Qatari female percentage in labor force during the period 2008-2015



Source: MDPS, Labor Force Sample Survey, various years, and Population, Housing and Establishments General Census 2010

Nevertheless, the participation rate of Qatari women in the labor market is expected to rise gradually in the coming years with the graduation of a large number of Qatari women lately, particularly in the fields of medicine, media and engineering. Qatari women have already started engaging in jobs related to such specialties.

B. Women's share of wage employment in non-agricultural sector:

Qatari women's share of wage employment has improved during the period 2008-2015, as their share rose from nearly 11% in 2008 to about 14% in 2015, as shown in Figure 12. This is attributed to the efforts made by the state during the past decade to provide an opportunity for Qatari women to be integrated into the monetary economy, and to strengthen their self-confidence through access to the fields of work in various economic activities. However, this achieved share is still low compared with the share of women in paid jobs in non-agricultural sector at the global level, which amounted to 40% and 48% in developed countries.

Figure 12: Qatari women's share in paid jobs in non-agricultural sector during the period 2001-2013



Source: MDPS, Labor Force Sample Survey, various years

The Qatari women's share in paid jobs in non-agricultural sector is expected to rise, in light of the State's policy that encourages women to participate in paid jobs in various economic sectors, and the large number of graduated women in scientific specialties needed in the labor market, in addition to the role expected to be played by Enterprise Qatar in the provision of objective opportunities for Qatari women to engage in income-generating economic activities in non-agricultural sector.

4. Seats held by women in parliament:

Due to the lack of parliamentary elections in the state so far, this has been calculated based on the percentage of seats held by women in the Central Municipal Council as an indicator of the size of political participation of Qatari women.

The statistical data shows low percentage of female winners in the municipal elections, where only one woman winning a seat in the municipal council in 2011, accounting for 3.4% of the total seats that make up the Central Municipal Council. This gives an indication that the level of Qatari women's representation in municipal councils is much lower than ever recorded in various regions of the world.

Qatar has achieved a remarkable progress in eliminating gender disparities in the area of providing access to all levels of education. However, the participation of Qatari women in the labor market is still low, which requires encouraging women to engage in non-traditional professions, such as scientific professions and crafts. Also, Qatari women's political participation is still low despite the fact that many women hold decision-making and leadership positions, which requires a plan to increase representation of Qatari women in elected national councils.



Goal (4):
Reduce child mortality

Since the nineties, the State of Qatar has achieved a remarkable progress in reducing infant and child mortality. Improvement has been observed in life expectancy at birth, reaching 80.4 years for Qataris in 2015. This progress is attributed to the State's efforts in establishing healthcare institutions; namely, specialized hospitals and health centers that provide healthcare services in all aspects. The state is keen to develop procedures and standards in order to ensure the provision of high quality medical services. In addition, the State continues to increase spending on the health sector with allocations amounting to QR 15.7 billions in the fiscal budget year 2014/2015, an increase of 12.5% compared to that of 2013/2014. The health sector's share of total public expenditure reached 7.2% for the fiscal year 2014/2015.

Target 4

a) Reduce by two-thirds, between 1990 and 2015, the under five mortality rate

1- Mortality rate of children under-five:

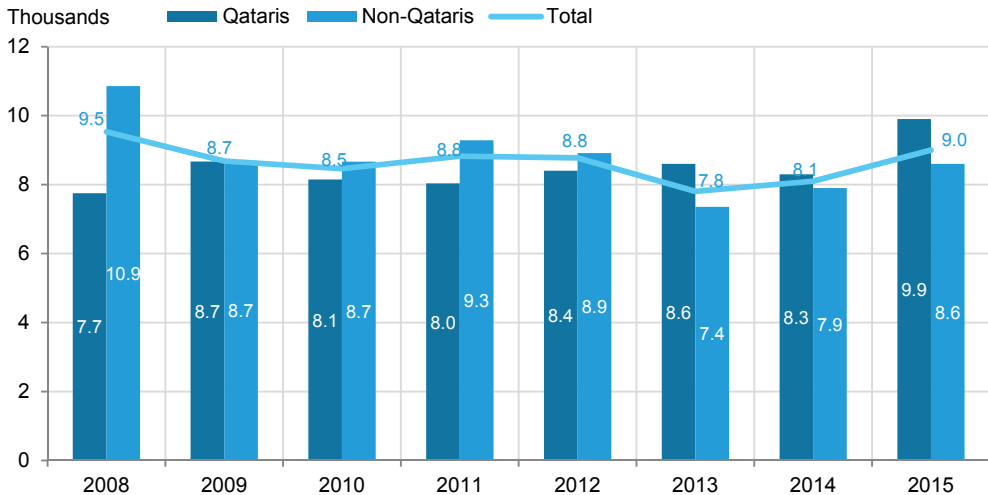
Mortality rate for Children under five years of age in the State of Qatar witnessed a marked decline during the period (2008-2015), decreasing from 9.5 deaths per 1,000 live births in 2008 to 9.0 deaths in 2015 (Figure 13).

Qatar has been able to reduce the under five mortality rate by nearly half (47.1%) in 2015, especially if we know that the mortality rate of children under five was 17 deaths per thousand live births in 1990.

There is no significant difference between mortality rate of Qatari and non-Qatari children, which indicates that healthcare services are available to everyone, citizens and expatriates alike.

The achievement of the target of reducing the mortality rate of children under five in Qatar reflects the efficiency of the health system in the state, as well as the availability of treatment mechanisms for mothers during pregnancy and childbirth. It also indicates the success of the children vaccination campaigns, and the provision of drinking water, quality drainage and other factors which help reduce child mortality rate.

Figure 13: Mortality rate of children under 5 per 1,000 live births (2008-2015)



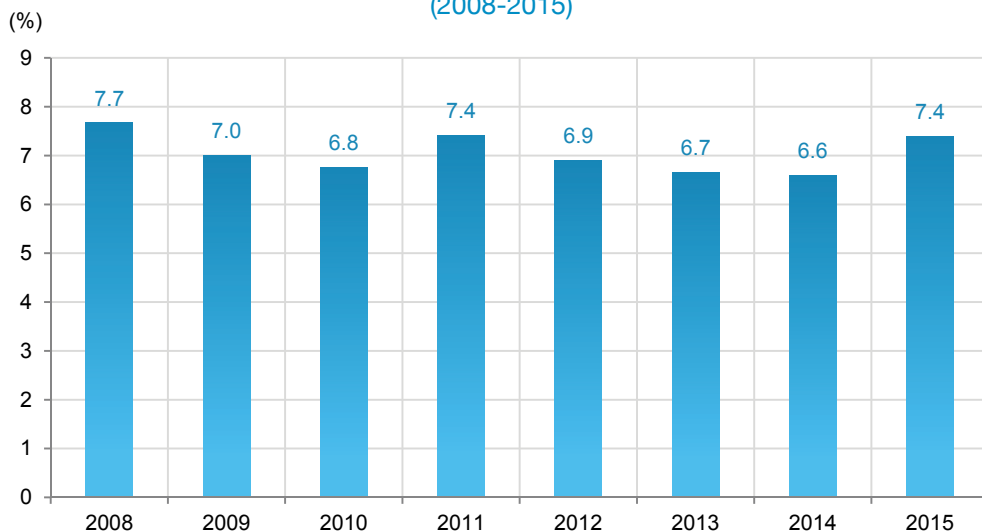
Source: MDPS, Vital Statistics Bulletin (births and deaths), various issues

2- Infant mortality rate per 1,000 live births

The rate of infant mortality per thousand live births witnessed a drop during the period (2008-2015) from 7.7 deaths per 1,000 live births in 2008 to 7.4 deaths in 2015 (Figure 14).

The decline of infant mortality in Qatar is attributed to the huge investments in mother care during pregnancy, childbirth and postpartum, as all births are under medical supervision in specialized hospitals in which Qatar has invested a lot of money to develop and improve the quality of their healthcare services.

Figure 14: Infant Mortality Rate of per 1,000 live births (2008-2015)

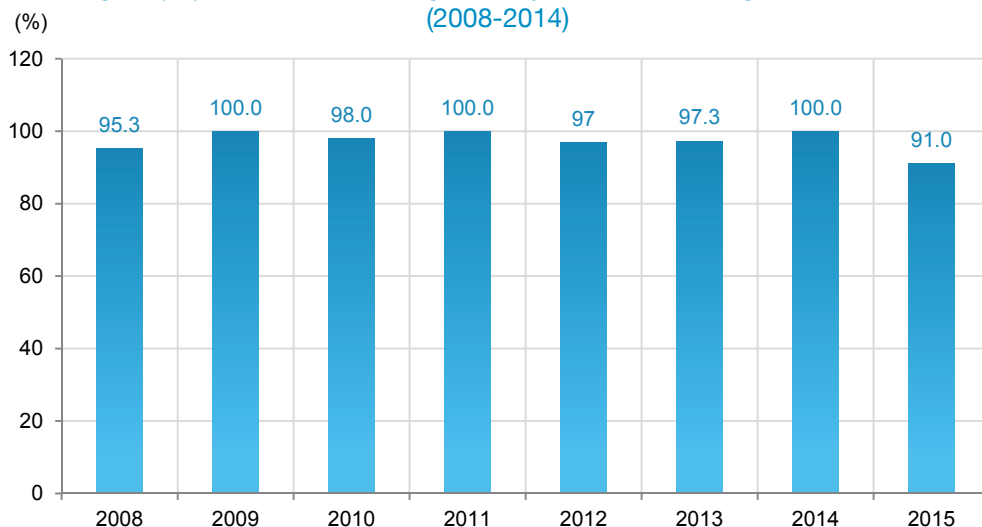


Source: MDPS, Vital Statistics Bulletin (births and deaths), various issues

3- Proportion of 1 year-old children immunized against measles

The percentage of children vaccinated against measles in Qatar between the years 2009 and 2011 is 100%. This percentage has remained high above 95% in other years (Figure 15).

Figure (15): Rate of children aged one year vaccinated against measles (2008-2014)



Source: MDPS, Vital Statistics Bulletin (births and deaths), various issues

It is noted that the rate of vaccination against measles in Qatar has exceeded the coverage levels recommended by the World Health Organization under this target, which should not be not less than 90% at the national level. Qatar has reached the rate of full coverage of immunization against measles or has become close to full coverage in the other years of the comparison period (Figure 15).

Qatar has met the target of reducing the under-five mortality rates by two-thirds three years ahead of the 2015 deadline. This is attributed to the state's effective social, economic and health policies that contributed to the provision of all basic health needs of children, through the expansion in building childcare centers, vaccination campaigns against epidemic and infectious diseases, and the organization of health awareness campaigns.



Goal (5):
Improve maternal health

Reproductive health programs are a key pillar to promote maternal and child health. Services provided through these programs captured great interest in Qatar's National Health Strategy implemented within the framework of the National Development Strategy (2011-2016).

The progress made by the State of Qatar in the 5th MDG related to maternal health improvement will be highlighted through specific indicators that reflect two targets, namely; (a) reduce maternal mortality; (b) achieve universal access to reproductive health services.

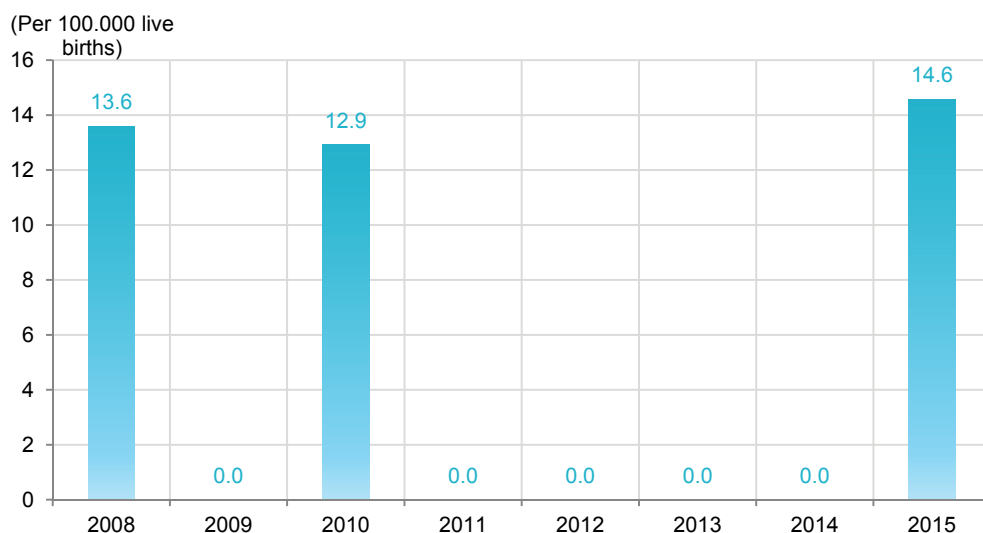
Target 5

a) Reduce maternal mortality ratio by three quarters, between 1990 and 2015

1- Maternal mortality ratio:

Data show that the rate of Qatari maternal mortality almost reached zero for the period (2008-2015) except for 2008, 2010 and 2015 with 14.6 deaths per 100,000 live births for Qataris. But in each of these three years only one case of death occurred due to birth per one hundred thousand live births. This percentage is considered statistically insignificant because of the small number of such cases (Figure 16).

Figure (16): Maternal mortality ratio for Qatari women during pregnancy, childbirth and postpartum (per 100,000 live births) (2008-2015)



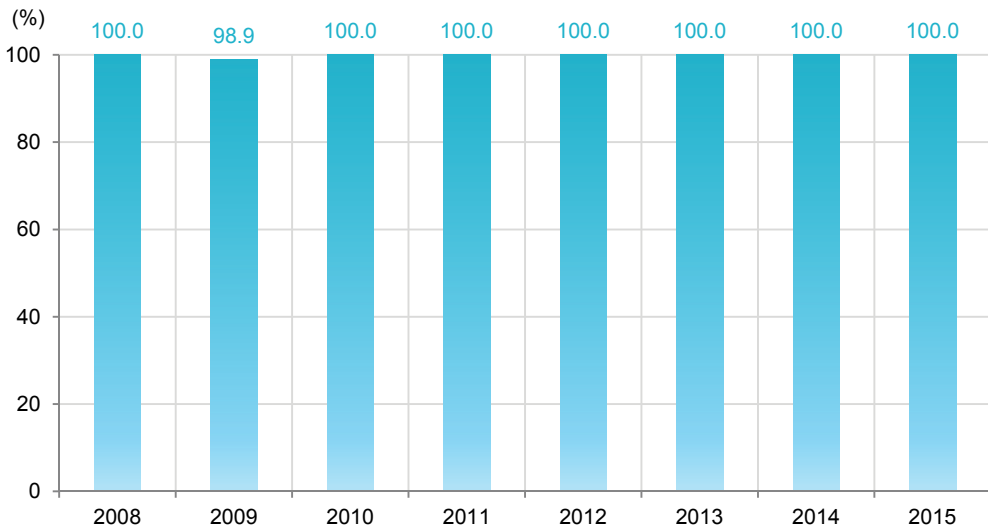
Source: MDPS, Vital Statistics Bulletin (births and deaths), various issues

The phenomenon of non-registration of any death during the 4-year comparison period and that only on death per year has been registered in the other years is an evidence that Qatar has achieved the desired goal of reducing maternal mortality by three quarters before 2015.

2- Births attended by skilled health personnel

This indicator is used to measure progress achieved towards the reduction of maternal mortality, and is one of the important indicators to monitor access to and benefit from basic reproductive health services. Statistical data on this indicator show that all births in Qatar during the period 2008-2015 were supervised by specialized and skilled health professionals (Figure 17).

Figure 17: Proportion of births attended by skilled health personnel (2008-2015)



Source: MDPS, Vital Statistics Bulletin (births and deaths), various issues

Qatar's attainment of 100% coverage percentage of births under the supervision of skilled health professional is an indicator of the high quality of its health system and the distinct efforts exerted to develop and extend healthcare services for mothers, which contributed to securing safe births for all pregnant women in state.

Target 5

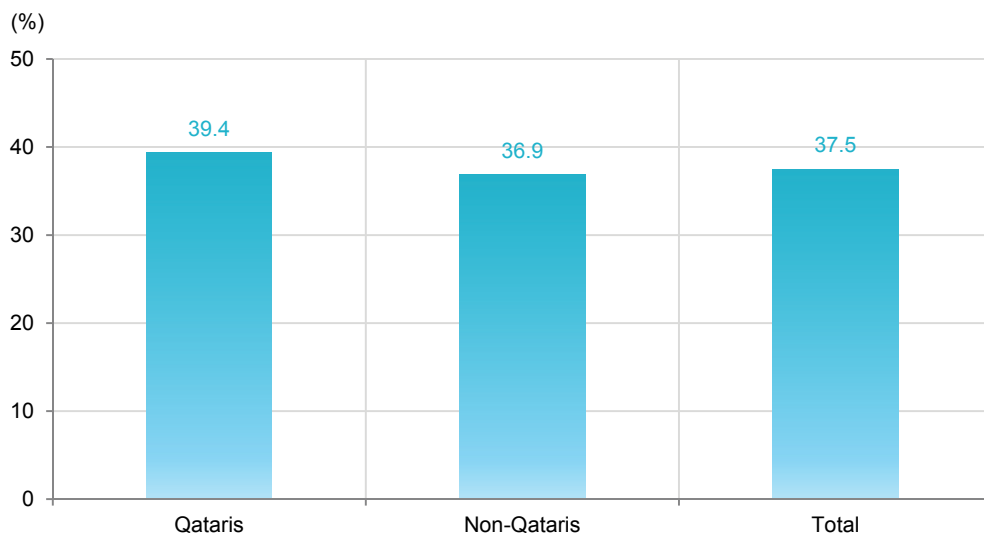
b) Achieve universal access to reproductive health services by 2015

The improved access to reproductive health services is a key pillar to reduce maternal mortality. The information and services provided to women in the prenatal period are necessary and critical to protect women and children's health, and to ensure that they stay alive.

3- Contraceptive use among married women aged (15-49):

Access to safe, available, affordable and effective contraceptives can contribute to the reduction of maternal and infant mortality, as they help in pregnancy spacing and to avoid unintended pregnancies. According to statistical data, the percentage of prevalence of family planning methods among married women aged 15-49 years in Qatar reached 37.5% in 2012 (Figure 18).

Figure 18: Prevalence of Family Planning Methods, 2012



Source: MDPS, Multiple Indicator Cluster Survey (MICS), 2012

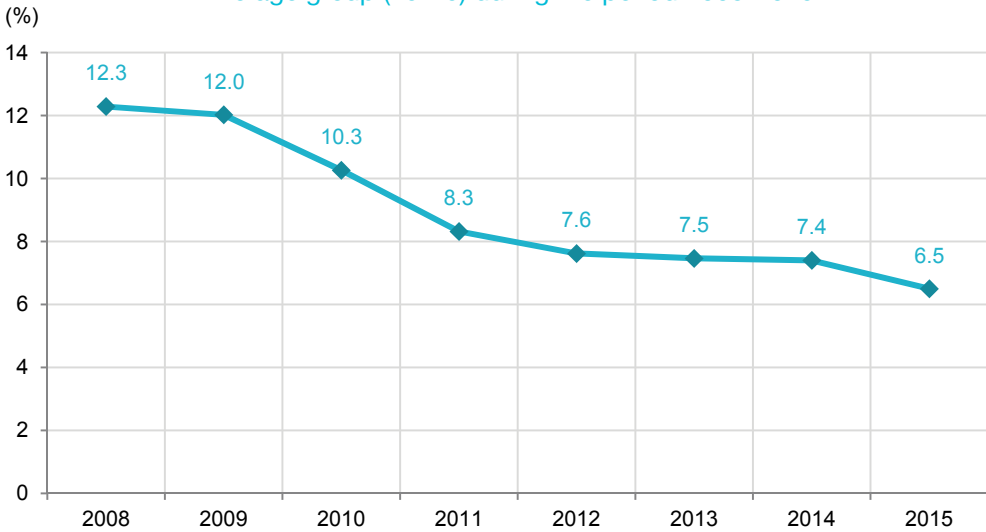
It is noted that the prevalence of family planning methods among married Qatari women aged (15-49) is low, compared to 63% in developing regions, 84% in East Asia and 73% in Latin America and the Caribbean, given the above-stated reasons, particularly because of the trend towards increasing population.

However, prevalence of family planning methods among married Qatari women is expected to increase in the coming years, due to the increase in their education level and participation in the labor market, as well as easy access to safe and effective family planning methods.

4- Birth rate among adolescents

The adolescent fertility rate is the number of births per 1,000 women aged 15-19 years. Results show that Qatari adolescents' childbirth rate has gradually declined during the period 2008-2015 from 12.3 live births per thousand women aged 15-19 years in 2008 to 6.5 in 2015 (Figure 19). This indicates that adolescent fertility rate has dropped by 47.2% during the comparison period.

Figure 19: Birth rates among adolescent Qatari women (per thousand) in the age group (15-19) during the period 2008-2015



Source: MDPS, Vital Statistics Bulletin (births and deaths), various issues

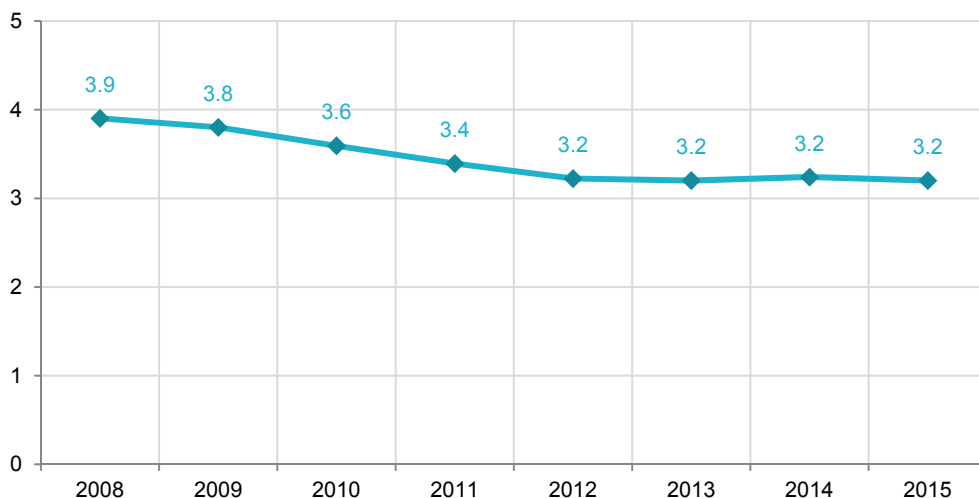
The decline in birth rate among Qatari adolescents is due to the increase of educational opportunities for girls, their access to employment and lower married adolescents ratio. Furthermore, the improved access to family planning in general for this age group of women services also contributed to the reduction of reproduction and to reduce the rate of pregnancy at an early age.

5- Total Fertility Rate of Qatari women

The total fertility rate for Qatari women witnessed a gradual decline during the period (2008-2015) from 3.9 children per woman during her reproductive period in 2008 to 3.2 children per woman during her reproductive period in 2015 (Figure 20). In spite of the decline in the total fertility rate, it remains high compared to the world average of 2.5 children per woman, 1.7 children per woman in developed countries and 2.6 children per woman in the least developed countries

Figure (20): Total Fertility Rate of Qatari women (2008-2015)

(Child/Woman)



Source: MDPS, Vital Statistics Bulletin (births and deaths), various issues

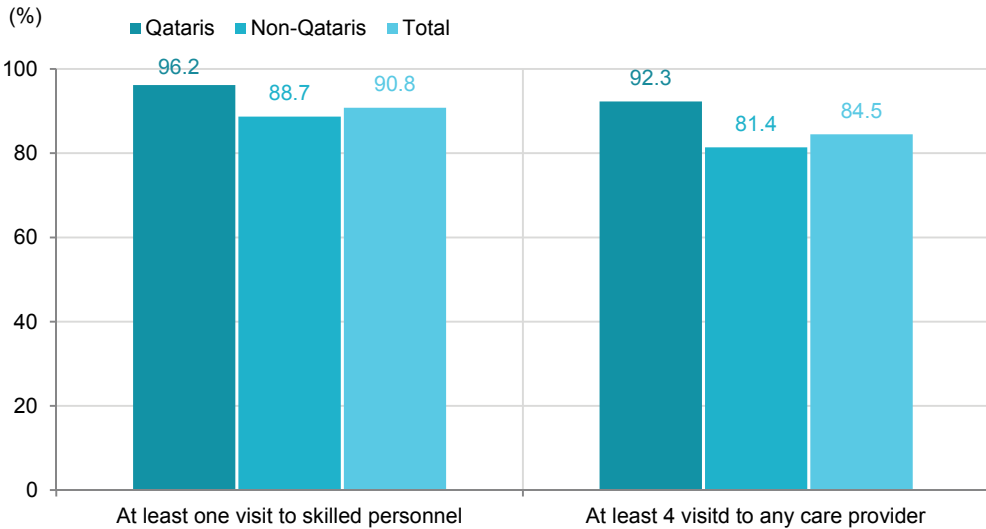
This decline in total fertility rate in Qatar can be attributed to Qatari women's higher educational attainment, their involvement in work and their preference of career to marriage and childbearing, as well as the reluctance of young people to early marriage.

6- Antenatal care coverage (at least one visit and 4 visits)

Antenatal care is one of the indications of the quality of health system and easy access to reproductive health services in general. On the one hand, antenatal care contributes to the reduction of risks to mothers as a result of pregnancy. UNICEF and WHO recommend a minimum of four antenatal care visits to health facilities during pregnancy. However, first visit is very important to create a channel of communication between pregnant women and healthcare providers for the next phase.

Statistical data indicate that the percentage of pregnant women visiting skilled health workers at least on time during pregnancy in 2012 amounted to approximately 90.8% of the total pregnant women; out of which (96.2%) were Qataris, and (88.7%) were non-Qataris. Women who visited skilled health workers four times or more during pregnancy reached (84.4%); out of which (92.3%) were Qataris and (81.4%) were non-Qataris (Figure 21).

Figure 21: Antenatal care coverage for women who delivered a baby 2 years ahead of the implementation of Multiple Indicator Cluster Survey (MICS), 2012



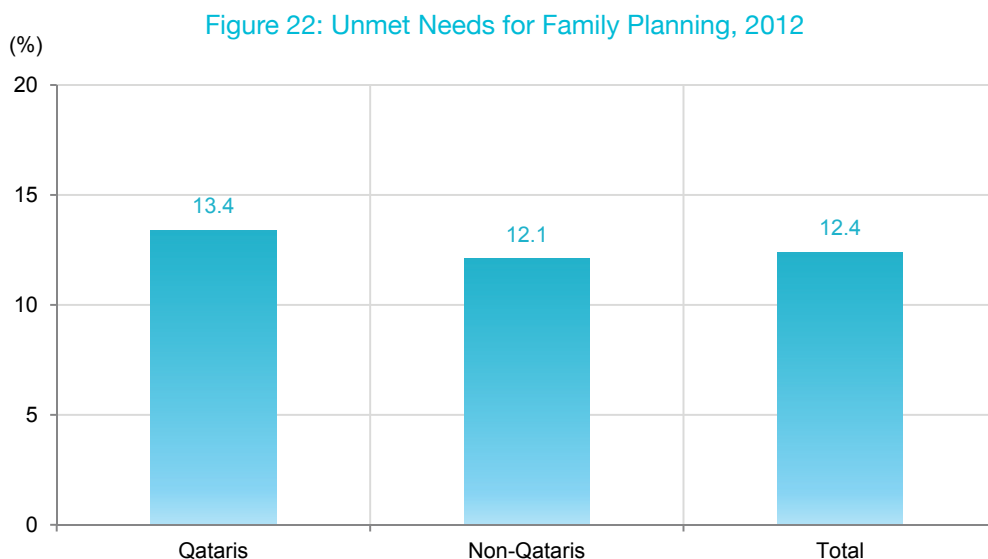
Source: MDPS, Multiple Indicator Cluster Survey (MICS), 2012

Most pregnant women in Qatar visit antenatal care providers once at least. This indicator exceeds that of the developing countries of (52%), Southeast Asia (80%) and the Caribbean (80%).

Qatar has exceeded this goal “to reduce maternal mortality by three-quarters” ahead of schedule, as is the case with regard to achieving universal access to reproductive health services. This can be attributed to the availability of sufficient and good quality healthcare through healthy women’s clinics that provide services for women, in health centers all over the State, as well as the programs related to women and children’s health provided by Women’s Hospital. Health education programs, through various media, also played a role in raising awareness among resident population and staff working in the field of reproductive health, which is reflected positively on the promotion of maternal health. The improvement process is expected to continue as stated by the National Development Strategy (2011-2016) through the creation of a comprehensive health program aimed at addressing challenges related to women’s health and prioritizing women’s health-related issues.

7- Unmet Need for Family Planning

Available data on this indicator show that unmet needs for family planning in Qatar amounted to 12.4%, which is 1% higher among Qatari women (13.4%) than among non-Qatari women (Figure 22). Unmet need in Qatar, is slightly higher than the rate in developing countries (12%) and in Latin America and the Caribbean (11%), but is much lower than the rate in East Asia (14.4%) for the year 2012.



Source: MDPS, Multiple Indicator Cluster Survey (MICS), 2012

Here, it should be noted that family planning does not necessarily entail the reduction of number of children, but for Qatar it means programming and organizing the desired number of children, taking into account the health conditions of women. This is because Qatar is characterized with a small population and low fertility rates over the past years, with a large expansion in economic activities that require intensive labor supply. Therefore, the prevalence of contraceptives is not as important for the State, neither now, nor in the near future. On the contrary, the State encourages the increase of childbirth in order to increase the population, and provides full healthcare programs for mothers and children.



Goal (6):
Combat HIV/AIDS,
Malaria and Other Diseases

Although the prevalence of HIV/AIDS, malaria and other infectious diseases is still low, we notice that combating infectious diseases in the State of Qatar is given a great priority by the concerned authorities. This is reflected in Article 23 of the Constitution: **“The State shall foster public health, provide the means of prevention of diseases and epidemics, and promote their cure in accordance with the Law.”**

The State has taken a series of actions through the competent health institutions for the prevention of infectious diseases. The most prominent of these institutions is the Medical Commission that examines expatriates to prevent the entry of infectious diseases, including AIDS, into the Qatar.

Target 6

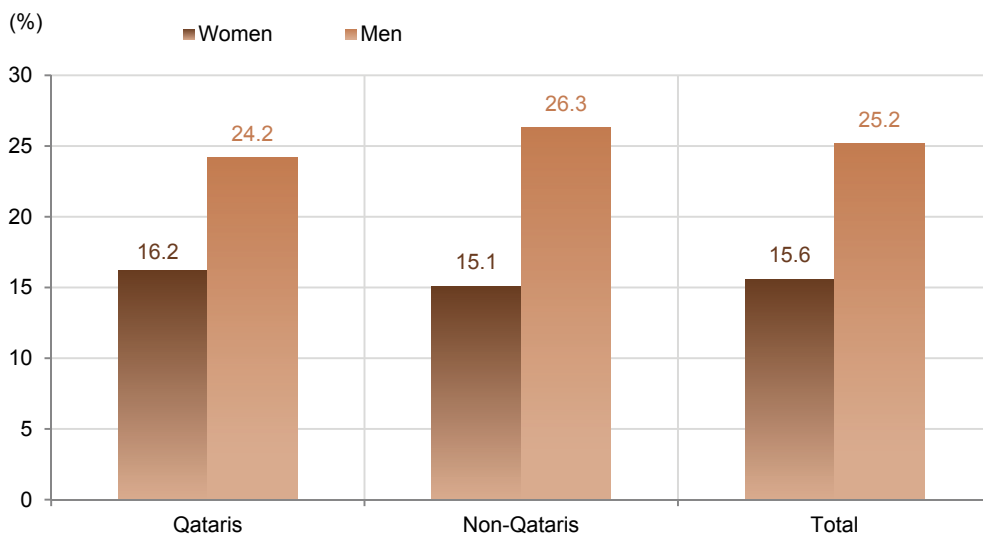
a) Have halted by 2015 and begun to reverse the spread of HIV/AIDS

1- HIV prevalence among population aged 15–24 years:

Combating HIV/AIDS captured the attention of health authorities in Qatar. This became obvious with the establishment of the National AIDS Committee in 2006, which is concerned with reducing HIV prevalence in Qatar, keeping it at the current low level, and supporting people living with AIDS by providing them with greater health and psychological reassurance. The State also seeks to provide Qatari society with a high degree of health education and awareness on all issues relating to AIDS, infection and transmission among all age groups in society.

Statistical data indicate that the percentage of knowledge of HIV transmission prevention among women in the age group (15-24 years) amounted to 15.6% in 2012; which is higher among Qatari women (16.2%) than among non-Qatari women (15.1%). On the other hand, awareness among men in the same age group is 25.2%; which is higher among non-Qatari men (26.3%) than among Qatari men (24.2%) with a slight difference (Figure 23).

Figure 23: Prevalence of comprehensive knowledge of prevention of HIV/AIDS among young people (15-24 years), 2012



Source: MDPS, Multiple Indicator Cluster Survey (MICS), 2012

Qatar has developed the National AIDS Strategy aiming at building the capacity of key partners in the health sector and other specialized agencies, including legislative bodies and government and private sector leaderships. In addition, it developed awareness programs in order to prevent the spread of the virus and to keep it as low as possible, while making sure that there are appropriate and effective programs to support and care for people living with HIV, mitigate the impact on them and protect their rights against the stigma accompanying this disease.

b) Achieve universal access to treatment for HIV/AIDS for all those who need it by 2010

2- Proportion of population with advanced HIV/AIDS who have access to anti-retroviral drugs

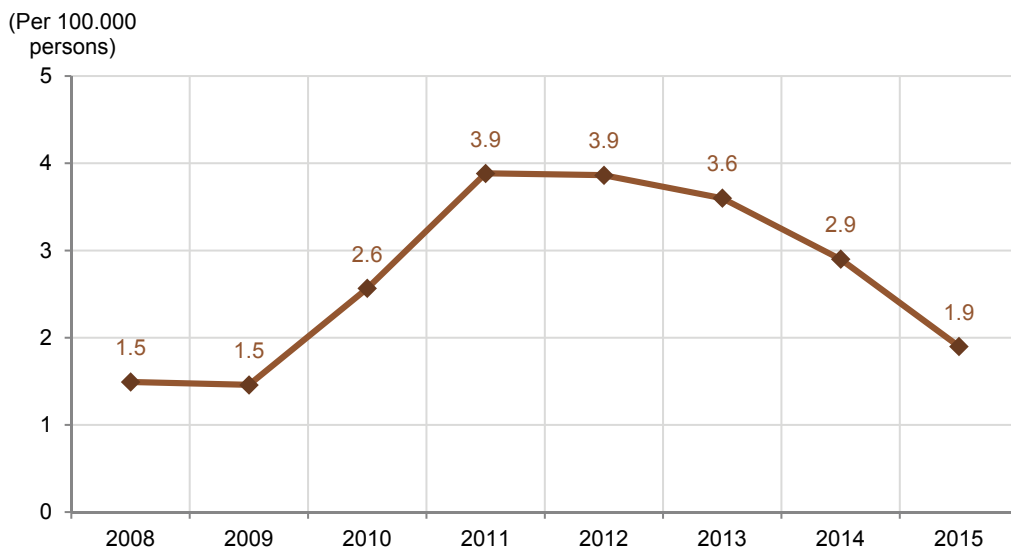
Antiretroviral therapy “ART” covers 100% of people with HIV/AIDS and need treatment in the State of Qatar, and there are no obstacles for access to AIDS/HIV prevention and treatment services.

c) Have halted by 2015 and begun to reverse the incidence of Malaria and other major diseases

3- Prevalence of malaria

Malaria does not pose any health issue in the State of Qatar, as Qatar is a malaria-free zone. The existence of malaria is confined to cases coming from overseas. While the infection rate in 2012 was 3.9 cases per 10,000 people, it dropped to 1.9 cases per 10,000 people in 2015 (Figure 24).

Figure (24): Prevalence of malaria per 10,000 people (2008-2015)



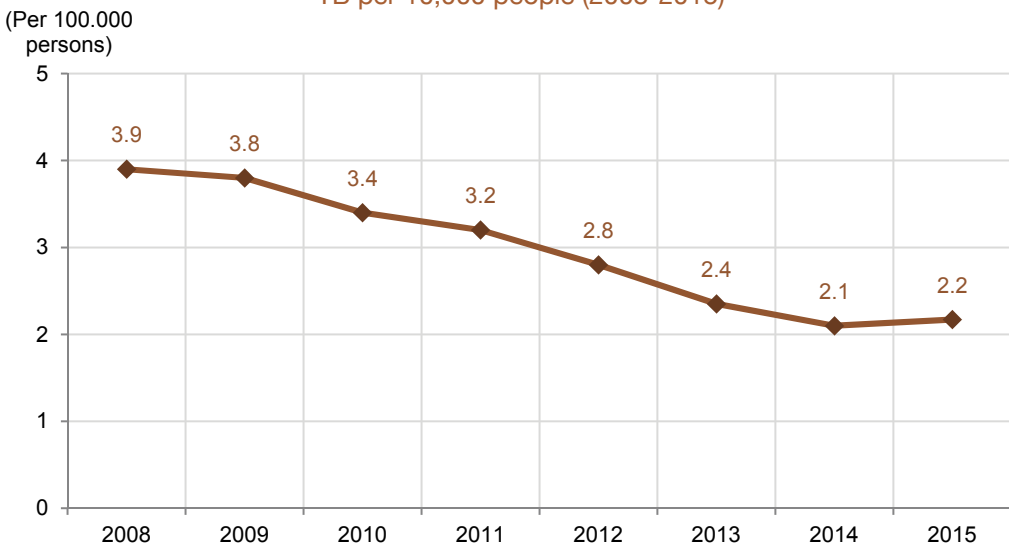
Source: MDPS, quoting Supreme Council of Health, Annual report, various issues

Despite the declaration of the State of Qatar as a malaria-free zone since 2012, and in light of the continued influx of labor from some of the affected countries, it would require to maintain an active system that handles the malaria-infected expatriates, including a regulatory body prevents the entry of malaria by expats into the country.

4- Incidence, prevalence and death rates associated with TB

TB is no longer a health problem for the State of Qatar at present. However, the State has established a TB control program at the Ministry of Public Health. Statistical data indicate that the rate of TB infection (prevalence) declined from 3.9 cases per 10,000 people in 2008 to 2.2 cases per 10,000 people in 2015 (Figure 25).

Figure (25): Prevalence and mortality rates related to TB per 10,000 people (2008-2015)



Source: MDPS, Statistical Abstract, various issues.

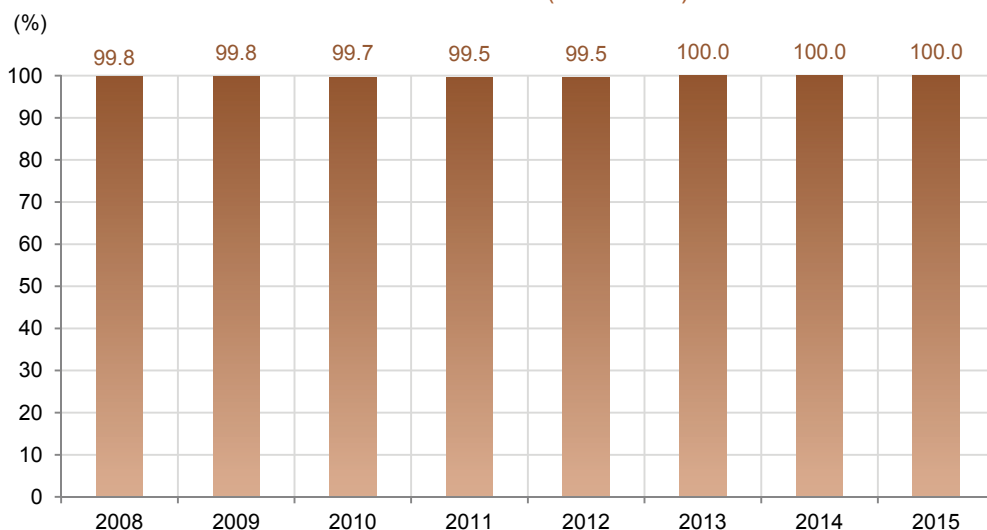
Figure 24 above shows that the State of Qatar has met the target “Partnership to halt the spread of tuberculosis” and was able to cut by half TB death rates before the 2015 deadline. This confirms the fact that tuberculosis does not pose a challenge for Qatar in the area of public health.

It is expected that prevalence and mortality rates associated with pulmonary tuberculosis in the State of Qatar will remain at current levels, with the application of an early warning system to monitor and track cases, as indicated by the National Development Strategy (2011-2016).

5- Proportion of tuberculosis cases detected and cured

Statistical data issued by the Supreme Council of Health indicate that TB cases detected and cured under Directly Observed Treatment, Short-Course “DOTS”, was close to 100% throughout the period (2008-2015), and reached 100% during the last three years (Figure 26).

Figure (26): Percentage of tuberculosis cases detected and cured in Qatar (2008-2015)



Source: MDPS, quoting Supreme Council of Health, Annual report, various issues

Qatar has exceeded the desired target of treating (85%) of patients whose illness was discovered during the period (2008-2015). This is attributed to the National Tuberculosis Program’s intensive application of the “Stop TB Partnership” strategy, launched in 2006, and the preceding strategy; short course treatment under direct observation.

Qatar has met the desired target in the framework of the Millennium Development Goal of eradicating malaria and infectious diseases. The state has been able to stop the spread of malaria and Qatar was declared a malaria-free country. It was also able to cut by half TB ahead of schedule. The same was the case with the universalization of AIDS treatment before the 2010 deadline, as the state provided all AIDS infected people with the antiretroviral therapy since 2007. Nevertheless, for Qatar to succeed in achieving the three targets of this goal, more effort and continued work are needed in the fight against infectious diseases, as well as establishing a comprehensive awareness system to sensitize people about its danger.



Goal (7):
Ensure Environmental Sustainability

Environmental sustainability is one of the main pillars of sustainable development, which inherently affect the possibility of achieving other MDGs. Since its foundation, the State of Qatar has paid considerable attention to the conservation and sustainability of natural resources, as it has developed laws and legislations related to environmental sustainability, and established institutions concerned with various environmental issues, such as the Ministry of Environment and Friends of the Environment Centre, as well as research centers, such as Environmental Studies Center and the Centre for Sustainable Development at the University of Qatar. Furthermore, Qatar has established national committees concerned with achieving the correct applications for sustainable approach that ensures environmental sustainability, including the National Committee on Climate Change and the Clean Development Committee. It also developed strategies and plans targeted at preserving and protecting the environment in order to achieve the fourth pillar of Qatar National Vision 2030.

Attention to sustainable environmental development is not limited to the establishment of institutions and the development of laws. A constitutional provision has also been articulated in Article 33 of the Permanent Constitution of the State of Qatar **“The State shall conserve the environment and the natural balance thereof in order to achieve comprehensive and sustainable development for all generations.”** The State has also signed most of the agreements, treaties and protocols related to environmental issues on the international and regional levels.

Target 7

a) Integrate the principles of sustainable development into Qatar’s policies and programs; reverse loss of environmental resources

Qatar has adopted the principles of sustainable development by emphasising the environmental considerations in the development planning processes and promoting sustainable development opportunities, through the establishment of a program that enhances environmental management in various economic sectors and natural resources. Qatar has also developed the National Environmental Management Strategy, which called for the implementation of 11 interconnected projects that cover all areas of environmental management.

The Environmental Management Strategy seeks to achieve the following outcomes:

- Cleaner water and sustainable use
- Cleaner air and effective responses to climate change
- Reduced waste, more recycling and more efficient use
- Nature and natural heritage conserved, protected and sustainably managed
- More sustainable urbanization and a healthier living environment
- An increasingly environmentally aware population
- Improved environmental governance and regional and international cooperation

1- Per capita emissions of carbon dioxide

This indicator shows steady increase in carbon dioxide emissions during 2004-2008, which is attributed to the increase of energy production and consumption in domestic, transport and industrial sector.

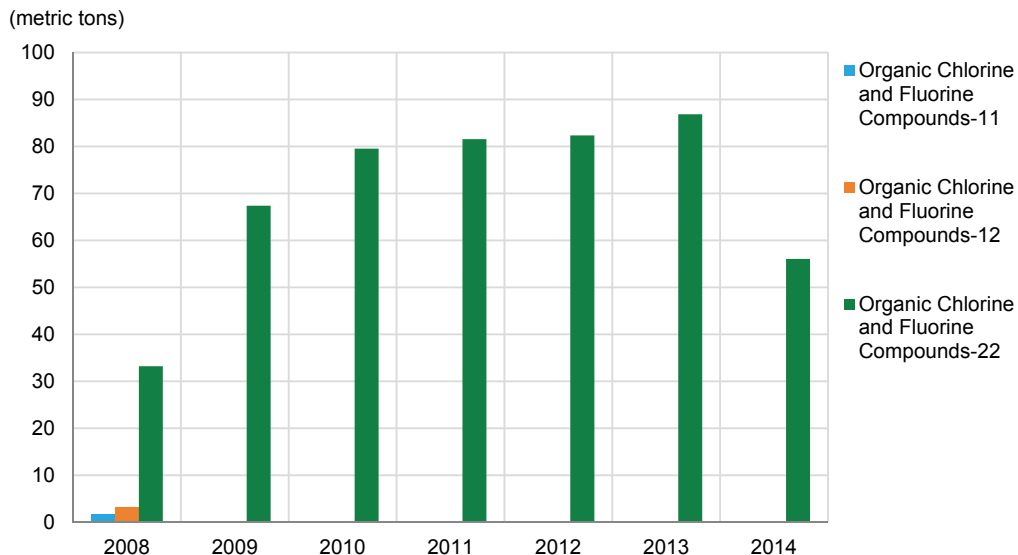
The average per capita carbon dioxide emissions amounted to 40 metric tons in 2010, compared to 11 metric tons in countries with very high human development, and 4.3 metric tons in the world average.

The state has taken a series of practical measures and steps in the framework of the National Development Strategy (2011-2016) to confront the increasing carbon dioxide emissions by investing heavily in clean technology, and establishing a mechanism for reporting on carbon dioxide emissions in the State of Qatar.

2- Consumption of Ozone Depleting Substances

Consumption of some ozone depleting substances (CFC-11 and CFC-12) declined during the period 2008-2014. They have no longer existed since 2009 (Figure 27) because their import has been banned as of 2010 in accordance with the Montreal Protocol. As for HCFC-22, it increased from 33.22 metric tons in 2008 to 56.06 metric tons in 2014; an annual growth rate of 8.7%.

Figure 27: Consumption of ozone-depleting substances (2008-2014)



Source: The index was calculated based on the data from the Ministry of Environment

It is expected that the State will continue to reduce ozone-depleting substances as a result of the successful implementation of the commitments required in the Montreal Protocol on Ozone-Depleting Substances ratified by the state, taking into account that the use of the remainder ozone-depleting substances will come to an end during the next two decades.

b) Reduce biodiversity loss and achieve a significant reduction in the rate of loss by 2010

Qatar sought to achieve the MDG target related to biodiversity, as it acceded to the Convention on Biological Diversity and the related conventions; such as the International Treaty on Plant Genetic Resources for Food and Agriculture (IT PGRFA), the Convention on International Trade in Endangered Species of Wild Fauna and Flora, the Convention on Migratory Species, and the Ramsar Convention on Wetlands, as well as regional agreements within the framework of the GCC Arab States and the Arab League.

The State of Qatar has also prepared national strategies and action plans within an integrated approach to strike a balance between the conservation of biodiversity and the economic development. Within the framework of the implementation of the National Development Strategy (2011-2016), Qatar seeks to establish a comprehensive electronic database on biodiversity and to expand the actively managed protected areas.

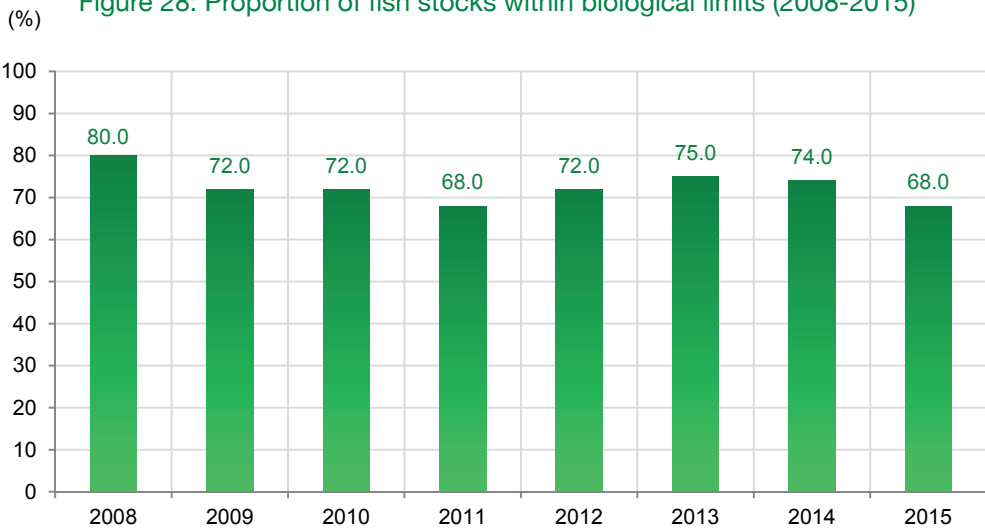
3- Index of proportion of species threatened with extinction

The proportion of species threatened with extinction in the State of Qatar out of all species remained less than one percent (0.7%) during the period (2008-2015). The endangered animals in 2015 are: 4 marine mammal species out of 15 species, one fish species out of 57 species, 5 bird species out of 322 species, and one wild mammal species out of 8 species.

4- Proportion of fish stocks within biological limits

The fishing sector is an essential source of food supply and an important element to achieving food security, especially that Qataris rely on fish as a main meal. This reflects the importance of ensuring the sustainability of fish stocks for socio-economic and environmental reasons which are linked to the achievement of MDGs. Data indicate that fish stocks within safe biological limits in the State of Qatar has been fluctuating between 80% in 2008 and 68% in 2015 (Figure 28) despite the increase in fish consumption resulting from the population growth in the past few years. Fish is not the main food for citizens only, but also for the bulk of expatriate workers from various Asian countries.

Figure 28: Proportion of fish stocks within biological limits (2008-2015)



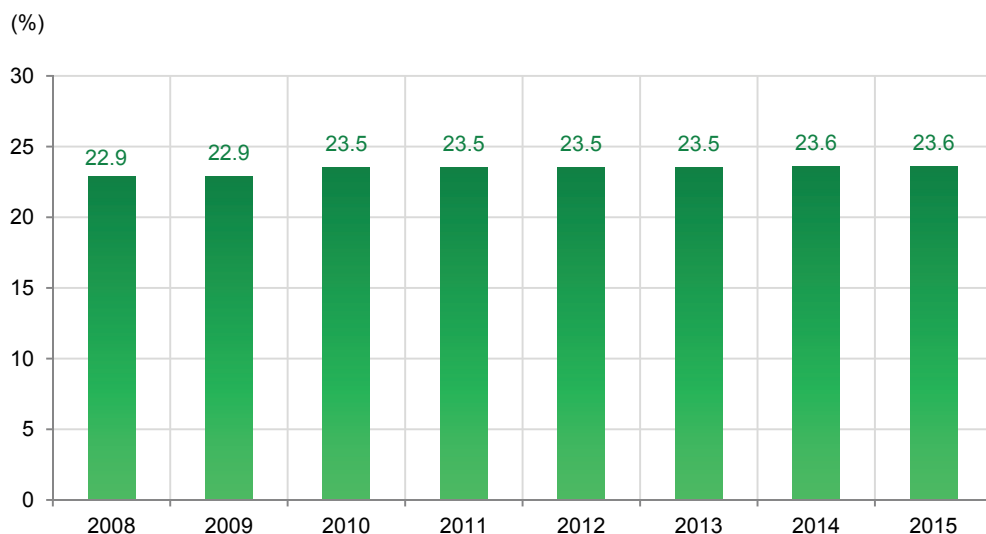
*: Calculated for 2012

In order to ensure the sustainability of the fish sector in the State of Qatar, a regulatory system on fishing should be adopted to control fish stocks. This would be achieved through drawing up laws that limit fishing of endangered species and setting up effective regulations to increase fish stocks; in addition to the completion of projects related to the development of fish stocks under way, such as the farming project for some local marine fish. This would positively reflect on the sustainable fish production in Qatar.

5- Terrestrial and marine areas protected to total territorial area percentage

Qatar has exerted tremendous efforts to protect the land and marine life. By 2015, protected areas constituted 23.6% of the total territorial area compared to 22.9% in 2008; i.e. the increase in protected area amounted to 3.1%. Most of this increase in protected area came as a result of the establishment of many natural reserves to preserve biodiversity. All this reflects Qatar's quest to preserve human existence which is based on services and natural resources that the terrestrial and marine protected areas seek to preserve and promote. It also demonstrates the state's commitment to preserve the natural heritage of plants and living organisms (Figure 29).

Figure 29: Terrestrial and marine areas protected to preserve biodiversity to total territorial area percentage (2008-2015)



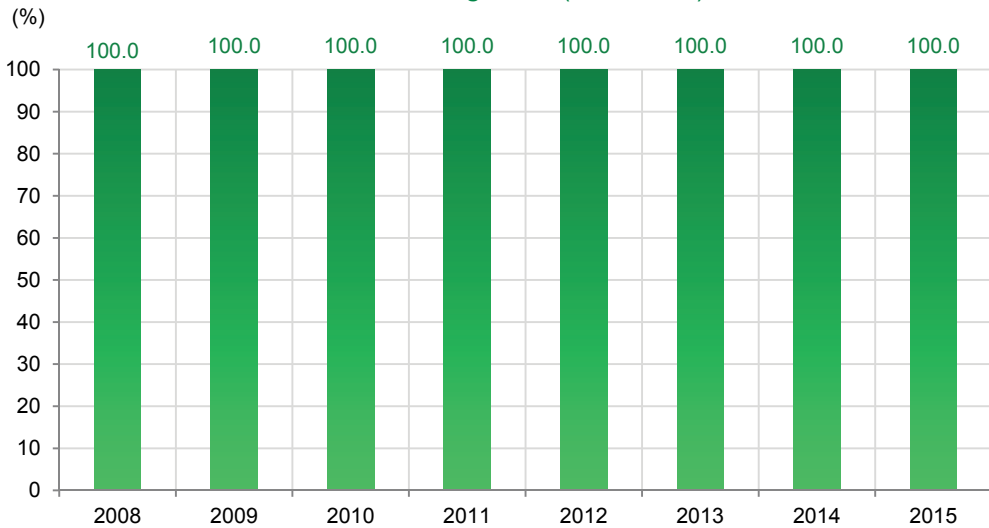
Source: MDPS, Annual Statistical Abstract, various issues.

The terrestrial and marine areas protected to preserve biodiversity to total territorial area percentage in 2015 is higher than that at the global level (14%), and in developed regions (14%) and in developing regions (13.8%). The protected areas in Qatar are effectively and equitably managed, and enjoy a representative status ecologically.

6- Proportion of urban and rural population with access to safe drinking water resources:

The available data on the percentage of population with access to safe drinking water indicates that Qatar has largely succeeded in providing access by 100% to the entire population. Qatar relies on sea water as a primary source of fresh water supply. Accordingly, many water desalination plants were set up to meet water needs of civilian sectors (Figure 30).

Figure 30: Proportion of population with access to safe drinking water (2008-2015)



Source: Figures are based on MDPS data, Annual Statistical Abstract, various issues.

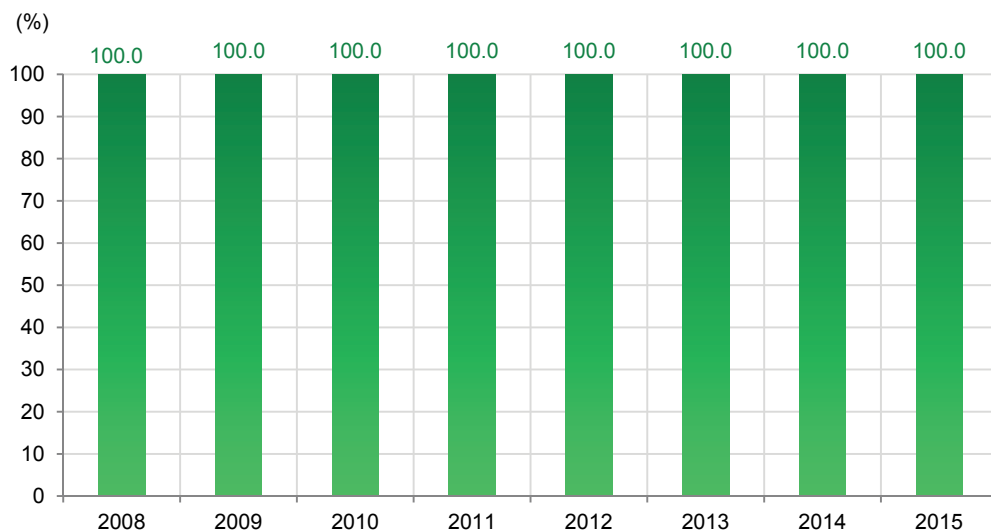
Figure 30 shows that Qatar has been able to achieve the global goal of reducing the number of people with no access to safe drinking water by half between the period (1990 -2015) since 2008, i.e. eight years ahead of schedule.

Despite the expected rise in population as a result of the increasing number of expatriate workers to construct many large-scale development projects, the entire population of Qatar will still be provided with safe drinking water thanks to the State's keenness to further invest in the use of advanced technologies to desalinate salty and brackish water, as well as adopting appropriate policies to rationalize water consumption by way of enactment of legislations to organize rationalization, awareness campaigns and environmental education for the rationalization of the use of water for household purposes.

7- Proportion of population with access to improved sanitation facilities:

The State of Qatar has achieved a tremendous improvement in sanitation services as the coverage ratio of improved sanitation services reached 100% throughout the period (2008-2015), i.e. Qatar has been able to achieve the object of providing sanitation services to the entire population (Figure 31).

Figure 31: Proportion of population with access to improved sanitation (2008-2015)



Source: Figures are based on MDPS data, Annual Statistical Abstract, various issues.

Qatar is expected to continue to provide adequate sanitation services for all individuals all over the state, since the National Development Strategy of the State of Qatar (2011-2016) includes the implementation of many sanitation projects in various cities in order to keep up with urban expansion witnessed by the state as a result of the implementation of various development projects within the framework of the National Development Strategy.

d) Achieve, by 2020, a significant improvement in the lives of at least 100 million slum-dwellers

The proportion of urban population living in slums in the State of Qatar is (zero), since the percentage of households that own, lease or reside in dwellings provided by companies, employers or the State's government housing is 100%, and all the population of Qatar have access to proper sanitation services and safe drinking water.

Qatar has been able to achieve most of the targets related to Goal 7 on environmental sustainability. It has introduced the principles of sustainable development in national policies and programs by including them in the National Development Strategy (2011-2016). Qatar has also provided its entire population with access to safe drinking water resources, as well as proper sanitation. Furthermore, Qatar has been able to reduce biodiversity loss through the expansion of the establishment of natural reserves in terrestrial and marine areas, where terrestrial and marine areas protected to total territorial area percentage has exceeded the target set by the Convention on Biological Diversity. Qatar has further been able to provide decent housing for all population. Thus, there are no slums in the State of Qatar. Eventually, we are only left with the challenge of greenhouse gas emissions which we hope to reduce to international standards in the coming years.



Goal (8):
Develop a global partnership for development

The importance of achieving this goal is embodied in its close connection to the achievement of the other MDGs. Therefore, it is essential that developed countries support developing countries by providing official development assistance to get adequate funding for the implementation of development programs and plans and enhancing access to markets and rules of fair trade, in addition to relieving debts and providing access to information and communication technology.

Qatar has focused on the achievement of a global partnership for development as stated in pillar 3 of QNV 2030: «to contribute towards international peace and security through political initiatives and developmental and humanitarian aid». Qatar has also established institutional frameworks that deal with providing development aid and achieving a global partnership for development. Accordingly, Qatar Development Fund was set up to help Arab countries and other developing countries to develop their economies and implement their development programs. Qatar has further set up the International Development Department at the Ministry of Foreign Affairs to make partnerships with countries and regional and international organizations working in the field of development and humanitarian aid.

As part of its support for the efforts of developing countries, especially the poor ones, Qatar has developed several initiatives, including those related to providing assistance in the field of education to achieve access to basic education. Accordingly, the Education Above All Foundation is currently implementing “Educate a Child” program, which aims to ensure that all children in developing countries have access to education, and to reduce the number of children deprived of education all over the world. They are estimated at about 57 million children in 2013 according to the report prepared by the United Nations Educational, Cultural and Scientific Organization (UNESCO) and «Save the Children» organisation.

Qatar has also provided decent job opportunities for the youth in the Middle East and North Africa region through Silatech Foundation which was founded in 2008 as a non-government international organization aimed to support micro, small and medium-sized enterprises, as well as the recruitment program which aims to support more than 500 vocational centers and 100,000 young men by 2015.

Target 8

a) Develop further an open, rule-based, predictable, non-discriminatory trading and financial system

In the last two decades, Qatar has taken significant steps towards trade liberalization and economic integration. Qatar joined the World Trade Organization, the Greater Arab Free Trade Area and the GCC Common Market agreement. Qatar has also opened up its national economy to trade, investment and capital flows.

Qatar has been keen to sign bilateral and multilateral free trade agreements with many EU and Asian countries, in addition to entering into economic, trade and technical cooperation agreements with many countries around the world. Qatar has also adopted an open-to-the-world national economy which is evidenced by Qatar's accelerated economic openness exceeding 99.6% in 2014, as Qatar has currently trade relations with around 167 countries from all continents.

b) Address the special needs of least developed countries

Based on Qatar's strong belief in the development of a global partnership for development through the provision of development assistance to developing countries, especially the least developed ones, to help them achieve the Millennium Development Goals, the total amount of development aid and assistance provided by the State of Qatar, both government and non-government, has risen sharply from about QR 1.6 billion in 2008 to about QR 7.7 billion in 2014; an increase of 381%, of which 76% was government aid and 24% was NGOs aid (Table 2).

Table 2: Total aid provided by State of Qatar for the period (2008-2014) in QR

Year	Total Aid	Government Aid	Percentage (%)	NGOs Aid	Percentage (%)
2008	1,568,009,317	1,161,411,455	74	406,687,862	26
2009	1,373,200,756	579,865,204	42	793,335,552	58
2010	1,874,990,084	1,075,299,095	57	799,690,989	43
2011	3,462,439,984	2,656,106,845	77	806,333,139	23
2012	3,001,764,025	2,007,969,847	67	993,794,178	33
2013	6,417,908,070	5,090,072,702	79	1,327,835,368	21
2014	7,714,758,333	5,881,225,827	73	1,833,532,506	24

Source: The percentages were calculated by the task team based on data published by Ministry of Foreign Affairs - Department for International Development, Qatar Foreign Aid Report 2014.

More than 110 countries in various continents have benefited from Qatar's development aid and assistance. Table 3 shows the distribution of development aid provided by Government of Qatar according to beneficiary regions.

Table 3: Geographical distribution of government aid provided by State of Qatar in 2014 (million QR)

Region	Aid Amount	Percentage (%) of Total
Asia	2,589,219,610	44.0
Africa	3,178,698,765	54.0
Europe	10,212,275	0.2
The Americas	29,942,226	0.5
Intl. Organisations	73,152,951	1.3
Total	5,881,225,827	100.0

Source: Ministry of Foreign Affairs - Department for International Development, Qatar Foreign Aid Report 2013, Doha, 2014, p 24

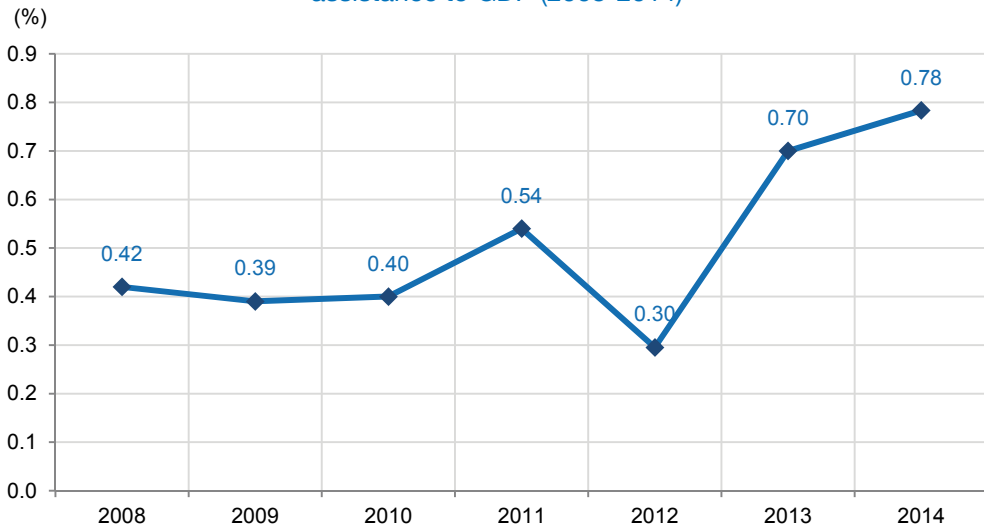
Table 3 above shows that the bulk of the Qatari government aid has been allocated for African countries, which accounts for 54% of total government aid for the year 2014, followed by Asia countries by 44%, the international organisations by 1.3%, and finally the European and American countries by 0.7%.

The relative geographical distribution of Qatari development aid and assistance illustrates the great importance Qatar attaches to support development efforts in developing countries in Africa and Asia to implement development programs and plans, to relieve debt for those countries and to enable them to achieve the desired development goals.

1- Percentage of Development Assistance to GDP:

The development aid and assistance provided by State of Qatar has reached 0.78% of its GDP in 2014, an increase of 87% compared to 2008 (Figure 32). This percentage goes beyond its counterpart in the DAC countries which is 0.30% of their GDP.

Figure 32: Percentage of official development assistance to GDP (2008-2014)



Source: Ministry of Foreign Affairs - Department for International Development, Foreign Aid Report, various years.

f) In cooperation with the private sector, make available benefits of new technologies, especially information and communications

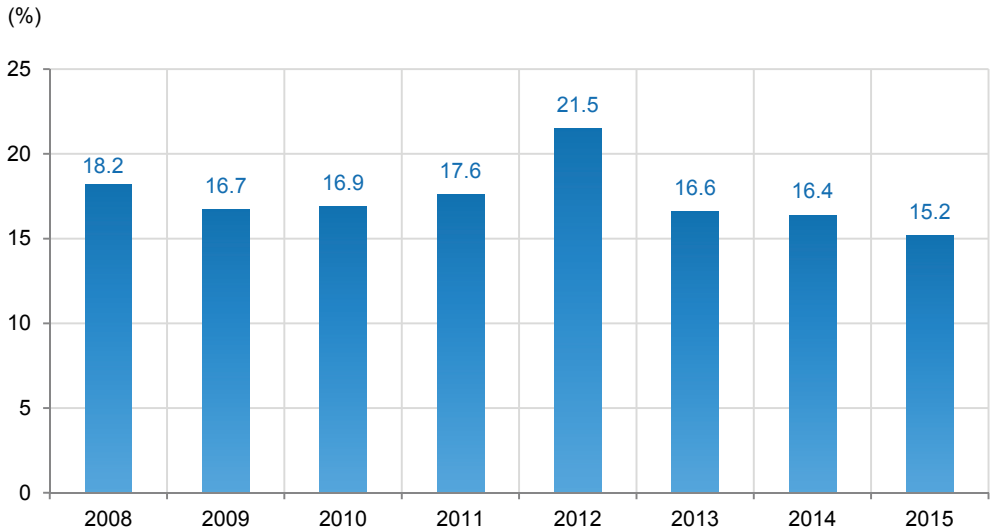
The information and communication technology revolution is spreading in the developing world, carrying along the promise of achieving technological development that contributes to the rapid modernization of economies. Such technology can play a key role in the economic growth.

In this context, State of Qatar has focused on the introduction of the latest innovations in the field of information and communication technology, based on its belief in the role played by this technology in building a knowledge-based economy. Hence, Qatar seeks to instill the pillars of knowledge-based economy within its development strategy aimed at building a diversified economy that leads to sustainable economic growth.

1- Indicator of number of fixed telephone lines per 100 inhabitants

The number of fixed telephone lines per 100 inhabitants “teledensity” has witnessed a remarkable decline during the period (2008-2015), dropping from 18.2 lines per 100 inhabitants in 2008 to 15.2 per 100 inhabitants in 2015 (Figure 33). This indicates a decline from the global average of fixed telephone lines.

Figure 33: Number of fixed telephone lines per 100 inhabitants (2008-2015)



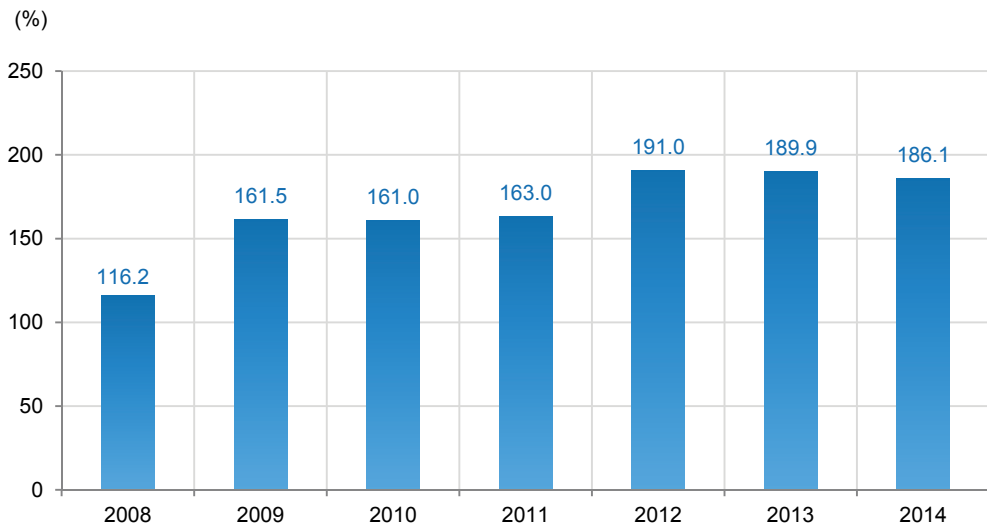
Source: Ministry of Foreign Affairs - Department for International Development, Annual Statistical Abstract, various years.

The decline of teledensity indicator can be explained by the increased demand for mobile phone services, especially smart phones which are widely spread in Qatar in light of the expansion of programs and services such phones can offer.

2- Indicator of number of mobile phones per 100 inhabitants

The indicator of total number of subscribers to mobile phone service to total population indicates that the use of mobile phones witnessed a rapid growth during the period (2008-2014). It increased from 116.2 lines per 100 inhabitants in 2008 to 186.1 per 100 inhabitants in 2014. Compared with the global average, Qatar has shown a higher rate for subscription to mobile phones, as the rate of mobile phone coverage has reached 100% before 2008 (Figure 34).

Figure 34: Number of mobile phone lines per 100 inhabitants
(2008-2014)



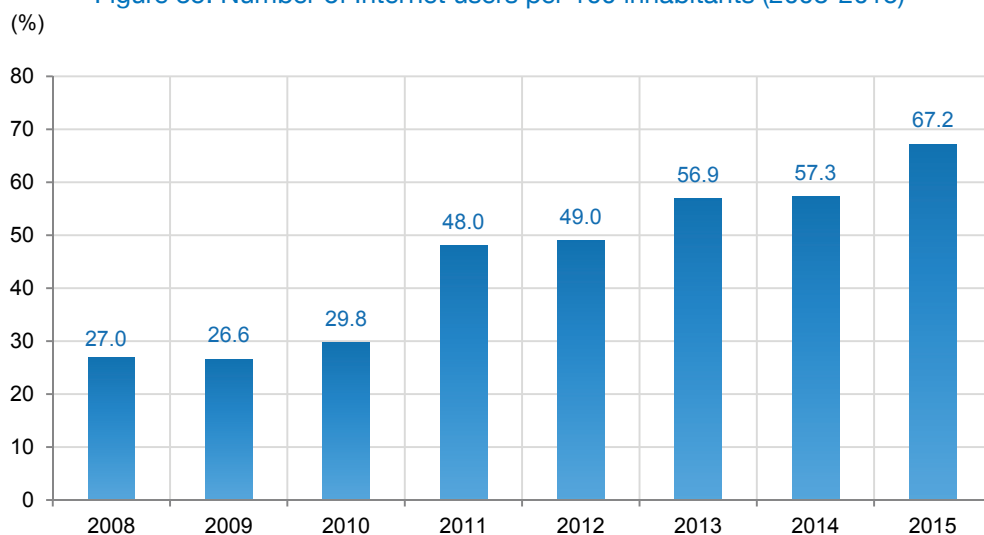
Source: The indicator is calculated based on MDPS data, Annual Statistical Abstract, various years.

The figure above shows that the rate of the spread of mobile phones in Qatar, amounting to 186 per 100 inhabitants, has exceeded that of high-income countries (126), middle-income countries (97), and more than doubled the global average of 97 for the year 2014.

3- Number of Internet users per 100 inhabitants

The indicator of Internet use by inhabitants has witnessed a remarkable increase during the period (2008-2015) from 27.0 users per 100 inhabitants in 2008 to 67.2 users per 100 inhabitants in 2015, i.e. nearly three-fold (149%). This is attributed to the high educational level of the majority of population, and the development of Internet services in the framework of plans and strategies of Ministry of Transport and Communications (Figure 35).

Figure 35: Number of Internet users per 100 inhabitants (2008-2015)



Source: The indicator is calculated based on MDPS data, Annual Statistical Abstract, various years.

The rate of Internet users in Qatar amounting to 67% in 2015 exceeded the global average rate (38%), as well as middle-income countries (33%), but less than its counterpart in the EU countries (76%).

It is expected that Internet users base will rise among the population of Qatar, and achieves a positive growth in the coming years, especially with the introduction of the plan to connect the entire state with broadband Internet network, the first phase of which will hopefully be completed by 2015, to cover 95% of the territory of Qatar with much faster optical connections.

Qatar has achieved the development goal “development of a global partnership for development”. Today Qatar is a donor state and a major partner in financing international development programs, with the development aid and assistance ratio reaching approximately 0.78% of the GDP. More than 110 countries in Asia, Africa and other parts of the world have benefited from this aid. Foreign aid is one of the key pillars of the State’s foreign policy as indicated in QNV 2030.



Conclusion:

Tracking the Millennium Development Goals in Qatar indicates that the state has achieved most of the targets set out for a better well-being for citizens as a result of the development of plans and programs and implementation of projects aimed at improving the level of human development. This is clearly demonstrated in the fields of health, education, sustainable development and building a global partnership for development, and by moving forward in promoting gender equality, women's empowerment and improved environmental performance. Qatar also pursues a foreign policy based on serious contribution to achieving global partnership for development through the adoption of many initiatives that have contributed to the provision of development aid to developing countries, especially poor ones, to help them achieve the development goals.

The achievements of the State of Qatar with regards to the Millennium Development Goals during the period (1990-2015) can be summarized as follows:

GOAL 1: ERADICATE EXTREME POVERTY & HUNGER

This goal does not pose any challenge to the State of Qatar which has been able to provide a well-off to all citizens, either by securing sustainable livelihoods for them, or through social welfare networks, as Qatar provides salaries for all those who do not have a source of income or a family provider through social security that ensures safety and stability, in addition to healthcare, education and other services, so that they can have a decent life.

GOAL 2: ACHIEVE UNIVERSAL PRIMARY EDUCATION

State of Qatar has adopted appropriate policies and procedures for the development of the education sector, especially primary education, and for the provision of financial allocations for the expansion of education infrastructure and the development of services. This in turn contributed towards the high rate of primary school enrollment for both sexes, exceeding (91%). This can only confirm that Qatar has almost achieved the complete goal of providing access for all children of both sexes to education by 2015.

GOAL 3: PROMOTE GENDER EQUALITY AND EMPOWER WOMEN

The State of Qatar made a significant progress in achieving gender parity by providing access to education at all levels. It even made a remarkable progress in the field of higher education, where the number of girls has exceeded that of boys, with a parity rate of 1.94 between the two sexes. Nevertheless, the economic participation of Qatari women in labor market is still low and poses a challenge. Women need to be encouraged to work in non-traditional jobs, such as scientific occupations and artcrafts. The advocacy of Qatari women's political participation still poses another challenge that requires the development of a plan to promote woman's representation in elected national councils in the next phase.

GOAL 4: REDUCE CHILD MORTALITY

The State of Qatar is on the verge of achieving the fourth MDG of reducing child mortality, and was very close to reach the MDG's target in 2015. The infant mortality rate has dropped, although less than that in mortality rate of children under five. As for immunization against measles, this target has been achieved, and the index exceeded the specified target of 2015 by several years. This achievement is attributed to the effective social, economic and health policies pursued by the state, which contributed to the provision of various basic health needs of children and to quality assurance. This has been achieved by the introduction of "Healthy Child Clinic" in most of health centers around the state, and conducting vaccination campaigns against epidemic and infectious diseases, which included all children as well as health education and awareness campaigns carried out by the various child healthcare stakeholders in the state.

GOAL 5: IMPROVE MATERNAL HEALTH

The State of Qatar has exceeded the target of reducing maternal mortality ratio by three-quarters ahead of schedule, as all births in Qatar are conducted under the supervision of skilled health specialists. With regard to achieving universal access to reproductive health services for all women, Qatar has also been ahead of schedule.

The achievement made in the field of reproductive health for mothers could only be explained by the provision of sufficient good quality healthcare through Healthy Woman Clinics that provide services to women through healthcare centers all over Qatar, in addition to woman and child care programs provided by Women's Hospital.

GOAL 6: COMBAT HIV/AIDS, MALARIA AND OTHER DISEASES

The State of Qatar has been able to accomplish this goal by achieving the desired MDG target “to eradicate malaria and infectious diseases”. Thus, Qatar has managed to stop the spread of malaria and declared the State as malaria-free, in addition to reducing the spread of TB by half and reversing it ahead of schedule. With regard to providing access to treatment for HIV/AIDS patients by 2010, Qatar has been able to achieve this target and provide treatment for all HIV/AIDS patients in 2007 which is three years ahead of schedule. Qatar continues its efforts to prevent the return or spread of this dangerous disease in the State and to protect Qatari society through health education and awareness programs, especially in light of the State’s openness to the world and receiving millions of expatriate workers for the implementation of various development projects in preparation for the 2022 FIFA World Cup.

GOAL 7: ENSURE ENVIRONMENTAL SUSTAINABILITY

The State of Qatar has been able to achieve most of the targets related to this goal, as it has taken environmental considerations in the development planning process, by including them in the National Development Strategy (2011-2016). Qatar has further provided safe drinking water and proper sanitation to all inhabitants, and managed to reduce the negative effects of biodiversity loss through the expansion of natural reserves in terrestrial and marine areas, where the percentage of protected terrestrial and marine areas to total area of the State exceeded the target set by the Convention on Biological Diversity. Furthermore, Qatar has been able to provide decent housing for all population, hence there are no slum dwellers in Qatar. However, one challenge remains in order to ensure sustainable environment in Qatar, which is the greenhouse gas emissions. Qatar will hopefully be able to overcome this challenge through the adoption of an environmental policy that focuses on emphasizing the use of clean energy sources which will eventually lead to carbon and waste-free environment.

GOAL 8: DEVELOP A GLOBAL PARTNERSHIP FOR DEVELOPMENT

The State of Qatar has effectively contributed towards the development of a global partnership for development. Today Qatar is a donor state and an influential partner in international development aid, as the development aid and assistance are a key pillar in the State's foreign policy. Foreign aid ratio has amounted to 0.78% of the State's GDP in 2015, and the number of countries covered by Qatari aid has expanded to reach more than 110 countries in Asia, Africa and other regions of the world. Qatar has also adopted an open trading system which is evidenced by the commercial exchange with more than 160 countries from various continents. Qatar has also entered into business partnerships and agreements in the field of encouraging foreign investments, thanks to its economic system which is free and open to other economies.



References

- 1) UN Millennium Development Goals Report 2015, New York, 2015.
- 2) General Secretariat for Development Planning, Qatar National Vision 2030.
- 3) General Secretariat for Development Planning, National Development Strategy 2011-2016.
- 4) World Bank, World Development Indicators, 2016.
- 5) UNDP, Human Development Report 2014, New York, 2014
- 6) UNDP, Human Development Report 2015, New York, 2015
- 7) The Arab League, Arab Millennium Development Goals Report: Facing Challenges and Looking Beyond 2015, Cairo, 2013.
- 8) Qatar Statistics Authority, Household Expenditure and Income Sample Survey, 2007.
- 9) Supreme Council of Health, Annual Health Report, various years.
- 10) Ministry of Development Planning and Statistics, Household Expenditure and Income Survey, 2013.
- 11) Ministry of Development Planning and Statistics, Annual Statistical Abstract, various years.
- 12) Ministry of Development Planning and Statistics, Multi-Purpose Health Survey, 2012.
- 13) Ministry of Development Planning and Statistics, Vital Statistics Bulletin (Births and Deaths), various years.
- 14) Ministry of Development Planning and Statistics, Labor Force Sample Survey, various years.
- 15) Ministry of Foreign Affairs, International Development Department, Foreign Aid Report 2013-2014.
- 16) Ministry of Finance, General Budget for the Fiscal Year 2014-2015.

