



المعهد الدبلوماسي  
Diplomatic Institute

# The Millennium Development Goals For The State of Qatar 2014

Eradicate Extreme Poverty and Hunger

Achieve Universal Primary Education

Promote Gender Equality and Empower Women

Reduce Children Mortality

Improve Maternal Health

Combat HIV/AIDS, Malaria and Other Diseases

Ensure Environmental Sustainability

Develop a Global Partnership for Development

[www.mdps.gov.qa](http://www.mdps.gov.qa)

[di.mofa.gov.qa](http://di.mofa.gov.qa)



المعهد الدبلوماسي  
Diplomatic Institute

# The Millennium Development Goals For The State of Qatar 2014

December 2014

The Publisher: Ministry of Development Planning and Statistics  
and The Diplomatic Institute

All Rights Reserved for  
Ministry of Development Planning and Statistics  
and The Diplomatic Institute

Ministry of Development Planning and Statistics  
E-mail: [webmaster@mdps.gov.qa](mailto:webmaster@mdps.gov.qa)  
Website: [www.mdps.gov.qa](http://www.mdps.gov.qa)

The Diplomatic Institute  
E-mail: [Diplomacy@mofa.gov.qa](mailto:Diplomacy@mofa.gov.qa)  
Website: [di.mofa.gov.qa](http://di.mofa.gov.qa)

This book must not be reproduced in any form  
without prior permission in writing from the Publisher

# Contents

	Foreword	5
	Introduction	7
<b>Goal (1):</b>	Eradicate Extreme Poverty and Hunger	11
<b>Goal (2):</b>	Achieve Universal Primary Education	21
<b>Goal (3):</b>	Promote Gender Equality and Empower Women	27
<b>Goal (4):</b>	Reduce Child Mortality	35
<b>Goal (5):</b>	Improve Maternal Health	41
<b>Goal (6):</b>	Combat HIV/AIDS, Malaria and Other Diseases	51
<b>Goal (7):</b>	Ensure Environmental Sustainability	59
<b>Goal (8):</b>	Develop a Global Partnership for Development	69
	Conclusion	79
	References	83



## Foreword

In 2000, the world leaders agreed on a set of measurable development goals called the Millennium Development Goals (MDG), which include the goals agreed upon in international conferences and summits convened by the United Nations during the last decade of the twentieth century. In these conferences the world's countries agreed on achieving social and sustainable development, and issues related to food, population, settlement and women, childhood and education. They decided to set 2015 as the deadline for achieving the MDGs.

In this context, the State of Qatar is committed to the full achievement of the MDG targets in order to improve life conditions in the country, and has made great strides towards achieving these objectives, particularly with regard to universal education and health care and improving people's Standards of living. This has helped the State of Qatar to be ranked 31st globally in the 2014 Human Development Report (HDR) and classified among the group of countries with very high human development index.

The fifth report of the MDG for 2014 focuses on the progress made by the State of Qatar in achieving the desirable goals and shows the challenges facing the state, particularly in terms of empowering women to fully participate in economic and political life, as well as the challenges associated with ensuring environmental sustainability, which constitutes one of the major pillars of the National Development Strategy (NDS) 2011-2016 in support of the implementation of Qatar National Vision 2030 (QNV2030).

The report is divided into eight sections; first of which focuses on Goal 1: Eradicate extreme poverty and hunger. The second section focuses

on Goal 2: Achieve universal primary education, the third section focuses on Goal 3: Promote gender equality and empower women, section four is dedicated to Goal 4: Reduce child mortality rates. Section five highlights Goal 5: Improve maternal health. Section six tackles issues related to Goal 6: Combat HIV/AIDS, Malaria, and other diseases. Section seven highlights Ensuring environmental sustainability, while section eight focuses and MDG Goal 8: Develop a global partnership for development.

The Ministry of Development Planning and Statistics (MDPS) and The Diplomatic Institute at Qatar's Ministry of Foreign Affairs hope that this report helps decision makers in devising development and policy plans on improving the population's standards of living and education, health and environment sectors, in addition to assisting agencies involved in achieving international development.

The Diplomatic Institute  
Ministry of Foreign Affairs

Department of Population and Social Statistics  
Ministry of Development Planning and Statistics

## Introduction

Qatar has made great strides in its developmental journey over the last two decades, and will continue to take more steps in its pursuit of human development for a sustainable, prosperous society towards achieving the aspirations of its people in a better life, as part of implementation of the National Development Strategy (NDS) 2011-2016 in line with the goals of Qatar National Vision 2030 (QNV2030). Selected targets are being pursued through a series of indicators to measure the achievement of those goals within a given time frame (1990-2015). The world leaders agreed to reduce by half poverty and hunger, achieve universal primary education, promote gender equality and empower women, reduce by two thirds the mortality rate among children under five, reduce the rate of maternal mortality by three quarters, fight against the HIV virus (HIV/AIDS), Malaria and Tuberculosis, ensure environmental sustainability, and build a global partnership for development.

During the last two decades, the developmental scene in Qatar shows that the country has achieved most of the MDG, reaching the goals set for the well-being of its citizens. This appears clearly in the field of health, education, sustainable development, and building a global partnership for development, as well as in moving on the right track for promoting gender equality and women's empowerment.

The achievement of these goals reflects the incontestable orientation of the policy-makers and their strive to achieve well-being and raise the standards of living of all citizens. The economic progress witnessed by Qatar with strong macro and micro economic growth, and the focus of the management in its ambitious development strategy on intervening in various vital sectors have had significant impact on these achievements, which helped meet most of the MDGs before the deadline set for 2015.



Despite the developmental achievements witnessed in the country, thanks to the unlimited support provided by the government of Qatar, no one denies the existence of some challenges in social areas - mainly related to certain social behaviors- which should be changed in addition to the importance of creating an appropriate social development path regarding women's empowerment, enhancing awareness among various segments in the society, integrating all social groups (young people, children, women, the elderly) in the development process to broaden participation, and continue integrating the various MDG goals in the process of the NDS 2011-2016.

Although most of the MDG goals have been achieved in the State of Qatar, this report seeks to follow up on those achievements through analyzing indicators across eight major themes; each one represents a goal, depending on accurate statistics, documenting the accomplishments, highlighting the challenges that impede progress towards the intended completion, and proposing means and ways of addressing these challenges to achieve all the goals by the deadline.





**Goal (1):**  
Eradicate Extreme Poverty and Hunger



Elimination of extreme poverty is a fundamental human right, and an important element within group of interrelated elements that affect poverty. It also plays a crucial role in consolidation of social cohesion, promotion of national stability and improvement of stable political environment.

Taking into account this fact, the first goal includes targets related to reducing extreme poverty rate by half, achieving full and productive employment and decent work for all, and alleviating hunger.

This goal does not pose a challenge to Qatar, which has provided well-being to all citizens and residents, through securing sustainable livelihoods and safety and social welfare networks, where the state provides stable social security programs to individuals who do not have a source of income - such supplemental security monthly income secures safe and stable living - in addition to providing health care and educational services.

## Target (1)

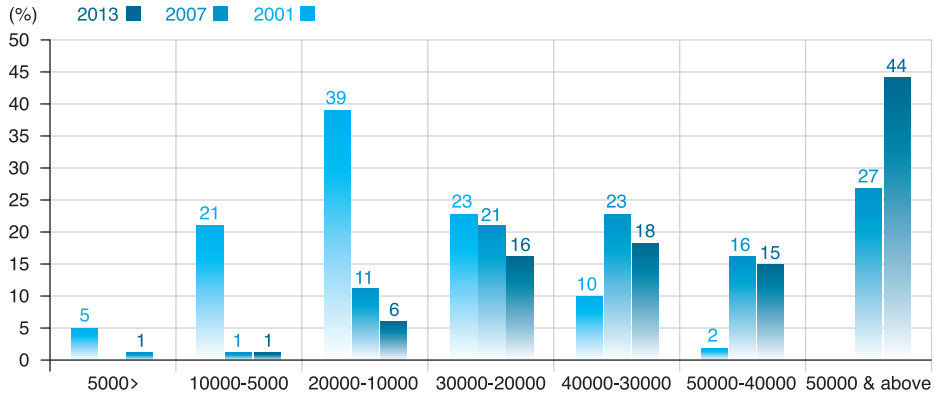
### **A): Halve, between 1990 and 2015, the proportion of people whose income is less than \$1 a day**

#### **1. Proportion of population living on less than \$1 per day:**

In the State of Qatar, no one lives on less than US \$ 1.25 per day; therefore this ratio is equal to zero according to the general index, which means absence of extreme poverty in Qatar. This has been confirmed by the Household Income and Expenditure Survey (HIES) conducted during the past twelve years, which show substantial progress achieved on the Qatari household's average monthly income between 2001 and 2013, where the Qatari household's average monthly income jumped to QR 41.6 thousand in 2013.

The average Qatari household's monthly income reached QR 88.2 thousand, and QR 24.4 thousand for non-Qataris. The distribution of Qatari households shows major development in average Qatari household's monthly income between 2001– 2013, (Figure 1)

Figure (1): Percentage distribution of Qatari household by monthly income of head of household (Qatari Riyals) (2001-2013)



Source: Ministry of Development Planning and Statistics, Household Expenditure and Income Survey (HEIS), for different years.

In 2001, the average monthly income of 21% of heads of Qatari households was ranging between QR 5000 and QR 10,000, which constitutes only 1% of heads of Qatari households in 2013. Heads of Qatari households with average monthly income more than QR 50,000 income constituted 27% of the Qatari households in 2007 and increased to 44% in 2013. The survey shows that 77% of Qatari households earn more than QR 30,000 in 2013, and the average monthly income of almost all heads of Qatari households (99%) exceeded QR 10,000 QR since 2007, with a noticeable improvement during the recent period (Figure 1).

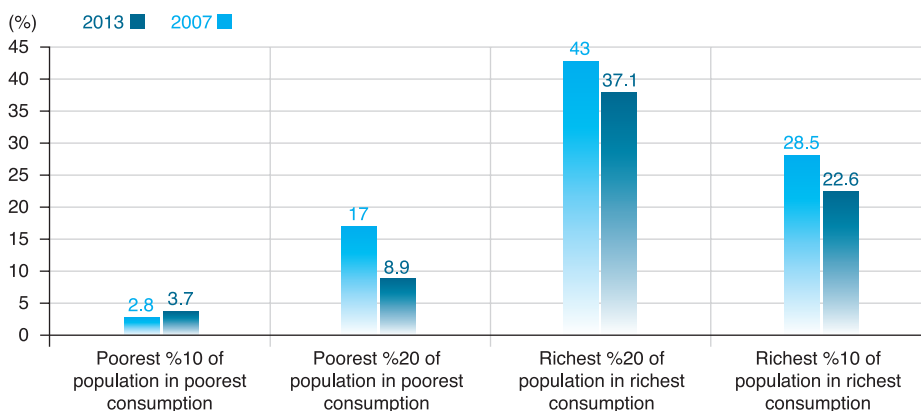
The Qatari households' average monthly expenditure reached QR 49.7 thousand, while spending on food and drinks around QR 8033 riyals (16% of total Qatari household expenditure).

The average Qatari monthly household's expenditure rose from QR 22,366 to QR 40,757, a rise of 82.2%. It is worth mentioning that the rise in the proportion of Qatari household expenditure gives an indication of the high standard of living, which is among the highest at the international and regional levels.

## 2. Share of the poorest quintile in national consumption:

Statistical data on consumption in the Qatari society, (Figure 2 below) show disparity between the richest and poorest quintile, where the share of the richest quintile declined from 43% in 2007 to around 37% in 2013, while the poorest quintile received only 9% compared to 17% in 2007, according to Household Income and Expenditure Survey (HIES) for 2007 and 2013 (Figure 2).

Figure (2): Share of the poorest quintile in distribution of income (2007-2013)



Source: Ministry of Development Planning and Statistics, Household Expenditure and Income Survey (HEIS) (2007-2013).

Figure 2 above shows the consumption rate of the richest ten declined from 29% in 2007 to 23% in 2013, as the share of the ten poorest rose to less than 3% in 2007 compared to 4% in 2013.

The percentage of the richest to the least five (quintile) rose from 2.5 times in 2007 to 4.2 times in 2013 and this does not indicate an improvement in the distribution of income and consumption, despite the fact that Qatar is relatively considered among developing countries with less disparity in income distribution, taking into account that the disparity here means “disparity among rich population”; not with the poor - according to the World Bank’s definition of poverty.

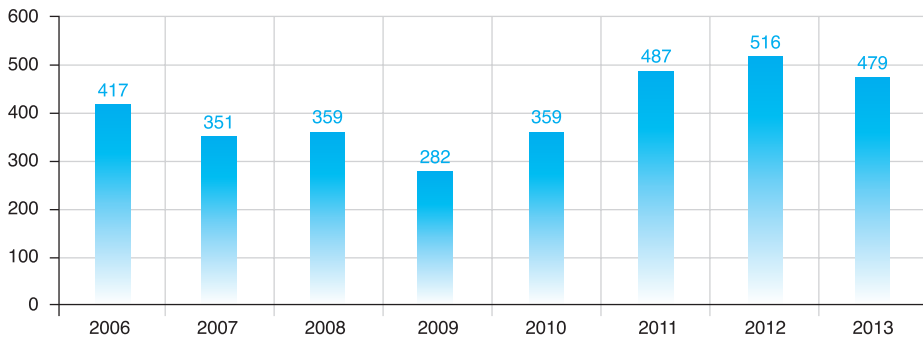
## B): Achieve full and productive employment and decent work for all, including women and young people

The State of Qatar achieved an advanced rate in “full and productive employment and decent work for all, including women and young people” indicators, as increased women’s education contributed to a raise in female participation in the labor market, while the youth share in labour market increased in prevailing population trends. This is reflected in the unemployment data, where Qatar enjoys one of the lowest unemployment rates in the world (after Monaco) with only 0.5 per cent of the labour force unemployed in 2013.

### 3. Gross Domestic Product (GDP) growth rate per worker:

The GDP per person employed has been fluctuated from QR 417 thousand in 2006 to QR 282 thousand in 2009, and increased to QR 479 thousand in 2013, achieving an annual growth rate of 10.6% between 2009-2013 (Figure 3). This increase is attributed to the high rate of economic growth, which reached 6.5% in 2013.

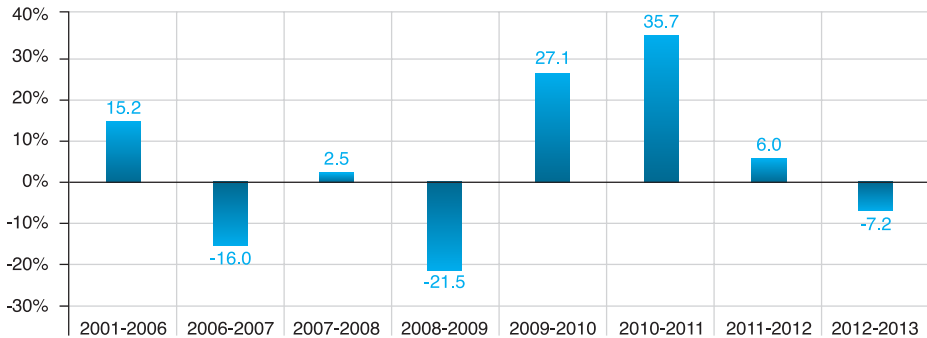
Figure (3): Development of GDP per worker between (2006-2013)



Source: Task Team calculations based on data released by the Ministry of Development Planning and Statistics, various years of the annual Statistical Abstract.

The rate of GDP per worker employed fluctuated throughout the period (2001-2013) between the fall and rise, with 15.2% in (2001-2006), then declined after reaching its highest level (-21.5%), between (2008-2009), due to the global financial crisis that led to a sharp decline in the demand for oil and consequently low prices, then rose to 35.7% between (2010-2011). Between 2012-2013 the GDP dropped to -7.2% because of unstable hydrocarbon sector returns, which affected the GDP, as well as GDP per worker growth rate (Figure 4).

Figure (4): GDP growth rate per worker (2001-2013)



Source: Task Team calculations based on data released by the Ministry of Development Planning and Statistics, Household Expenditure and Income Survey (HEIS) different years.

It should be noted that the increases in GDP per worker - even if it is about a slight rise in labor productivity in the non-oil sectors – still have basic links with increases in oil and gas revenues and the contribution of hydrocarbon sector in the GDP; this explains discrepancies of the index during 2006-2013.

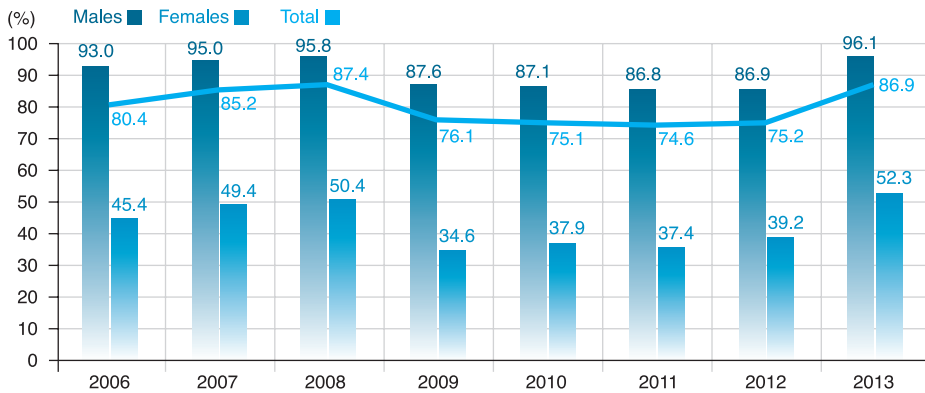
#### 4. Proportion of the employed population to the total population (15 years and older):

The index of the proportion of workers involved in the production of goods and services to the total population is one of the most important labor indicators that measures achievement of full and productive employment. The rise in this proportion gives an indication that a large part of the population of the country are engaged in work, while the decline means large segments of the population are not involved directly in economic activity, either because they do not work or they are not part of the country's workforce.



The proportion of the working population compared to the population in working-age increased from 80.4% in 2006 to 86.9% in 2013. The working population compared to the women in working-age in Qatar rose from 45.4% in 2006 to 52.3% in 2013, with an increase of 6.5%. The same proportion concerning the male population rose from 93% in 2006 to 96.1% in 2013; this increase is attributed high proportion of the working population to the male population, due to the demand for male expatriate workers for the needs of implementing several development projects, particularly in the construction sector, which relies heavily on them. (Figure 5)

Figure (5): Development of the proportion of the working population to the total population in working-age (2006-2013)



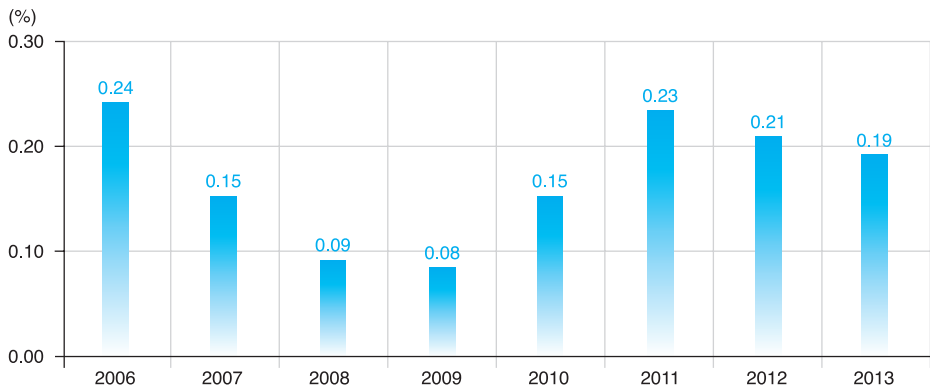
Source: The Ministry of Development Planning and Statistics, Household Expenditure and Income Survey (HEIS) different years.

The proportion of the working people to the total population is expected to rise, due to the implementation of many major infrastructure projects ahead of hosting the 2022 FIFA World Cup, which requires hiring more workers from various countries around the world.

## 5. Proportion of self-employed workers and those who work with their families to the total workers:

This indicator reflects the nature of the initiative in the labor market, and the significance of the private sector in attracting more young people to the labor market. According to statistical data obtained from labor force surveys throughout the millennium and the first half of the past decade, the proportion of the self-employed and those in family business to the total employed workers did not reach 1% of the total population in the country (Figure 6).

Figure (6): Proportion of self-employed population and workers in family business to the total population (2006-2013)



Source: The Ministry of Development Planning and Statistics, Household Expenditure and Income Survey (HEIS) different years.

The proportion of self-employed and those in families business to the total workers is expected to increase in the coming years with the start of activities designed to support young entrepreneurs through the Small and Medium Establishments (SMEs) "Enterprise Qatar (EQ)", as well as programs to be implemented by the Social Development Center (SDC) under the entrepreneurship and Innovation initiative, as the SDC has invited Qatari entrepreneurs to apply for funding through the "Rasameel" Fund program, which provides entrepreneurs with capital fund in order to establish business projects.

## C): Halve, between 1990 and 2015, the proportion of people who suffer from hunger

### 6.Proportion of population who do not receive minimum calorie- intake:

Calories are the amount of energy that is produced by a given quantity of a food in the body. Calories are supplied by the carbohydrate, protein and fat in the food. The shortage of calories in the body is an indication of poor nutrition, which is an accurate index for measuring food composition of individuals, and their access to food necessities. Qatari households spent QR 8033 in 2013, which is equivalent to 16% of the total monthly expenditure.

This expenditure secures integrated nutrition for Qatari households with all their needs of calories calories, including 87 kg of fresh meat, fresh chicken, fresh fish) around 39 liters of milk, 5 packs of eggs, fruits (about 73 kg), and about 76 kg vegetables in 2013. These quantities have witnessed a remarkable development, with increased quantities of meat, milk and vegetables consumed by households compared to 2001 and 2007 (Table 1).

Table (1): Average monthly consumption of some food commodities for Qatari families (2001-2013)

Group of goods	Monthly average consumption			Unit
	2001	2007	2013	
Fresh meat	33.13	35.8	37.9	Kg
Fresh chicken	38.53	36.6	32.6	Kg
Fresh fish	16.69	22.9	16.4	Kg
Fresh milk	14.85	24.9	39.4	Kg
Eggs	4.77	4.8	4.8	Kg
Fresh fruits	79.57	84.3	72.6	Kg
Fresh vegetables	67.15	60.1	76.5	Kg

Source: The Ministry of Development Planning and Statistics, Household Expenditure and Income Survey (HEIS) different years.

We conclude from the above that the State of Qatar has witnessed accelerated economic growth and has achieved all the desired targets of Goal (1) of MDG “eradicate extreme poverty and hunger by 2015” as the three specific targets of the goal have been achieved. The individuals’ standard of living has been improved, as Qatar is one of the world’s fastest growing 1 higher per capita income, in addition to providing employment opportunities for all individuals in the Qatari society, including young men and women, while ensuring proper nutrition and healthy society.



**Goal (2):**  
Achieve Universal Primary Education



Education is definitely one of the most important factors for achieving various aspects of development, which is the right for every human being as well as it helps achieve other development goals. In addition, education is a key factor for formation of human skills needed in the development process.

Article (25) of Qatar's Permanent Constitution emphasized that "Education is one of the basic pillars of social progress. The State shall ensure, foster and promote education". This is clearly expressed in Qatar National Vision (2030), which aims to build a modern world-class educational system that equips citizens to achieve their aspirations and to meets the needs of Qatar's society.

## Target (2)

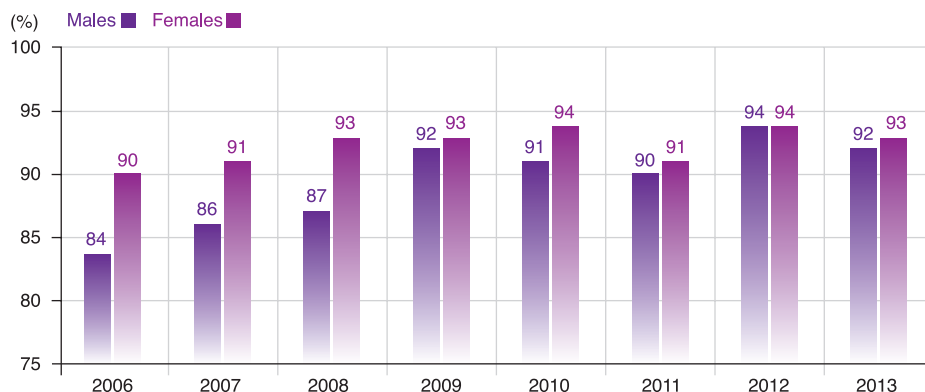
### **A): Ensure that, by 2015, children everywhere, boys and girls alike, will be able to complete a full course of primary schooling**

During the past two decades, the educational system in Qatar has witnessed a remarkable progress in both legislative and institutional aspects, as the Compulsory Education Law of 2001 was enacted to eliminate primary school student drop out. The Supreme Education Council (SEC) was established in 2002 to play an integral role in the development and implementation of the education reform, designing Qatar's educational policy and provide the country with human resources required for the national development. Qatar continued to launch initiatives aimed to improve education across the country, as the State established new schools, modernized the curriculum to keep pace with the development boom in the country and coped with labor market needs.

## 1. Net enrollment ratio in primary education:

The education sector - especially primary education- is a vital field for human development, and one of the major determinants of efficiency, effectiveness and productivity of the workforce. The Compulsory Education Law has contributed to raising enrollment rates in primary education, which exceeded 90% for males during 2006-2013. The female enrollment rates witnessed remarkable progress, jumping to 93.4% in 2012, which means that the State of Qatar has provided equal opportunities for male and female enrollment in primary education. The proportion of female students exceeded that of male students for all years of comparison, which confirms continuation of schooling of female students ( without drop out) on the one hand, and absence of gender discrimination in education on the other hand (Figure 7).

Figure (7): Net enrollment ratio in primary education by gender (2006-2013)



Source: The Ministry of Development Planning and Statistics Vital statistics Annual bulletin -different years.

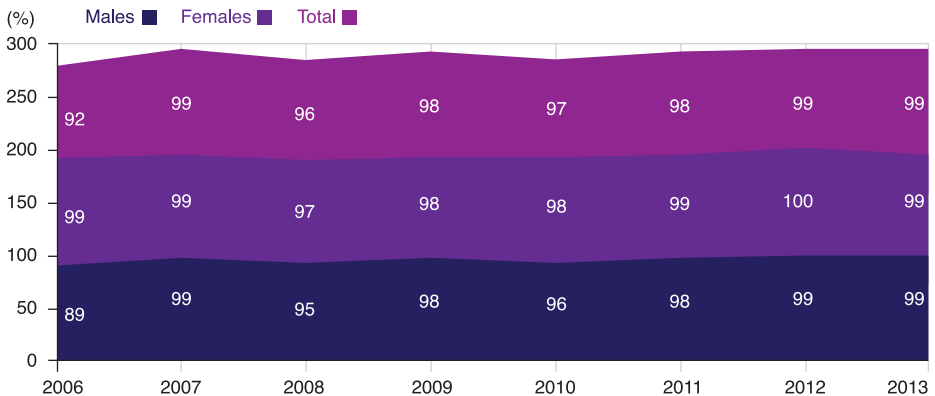
The State of Qatar is now very close to achieving the outcome objective: “universal access to high-quality education; ensure all children participate in compulsory schooling, supported by providing sufficient capacity”. However, the full ratio of this indicator has not been achieved yet, due to the structure and characteristics of the population prevailing in Qatar during the last decade, and early this decade.

Since the target: achieving universal primary education by 2015 on overall enrollment level has been achieved in the State of Qatar, this issue increases the significance of adopting plans and programs for raising and developing the education level, and establishing modern teaching methods to replace older ones.

## 2. Literacy rate of 15-24 year-olds:

The spread of education in all areas in Qatar has contributed to a decline in illiteracy rate among young people, as Qatar has made a significant improvement in raising the literacy rate which reached 99% since 2007 (Figure 8).

Figure (8): Progress of literacy rate (2006-2013)



Source: The Ministry of Development Planning and Statistics Vital statistics Annual bulletin -different years.

The Qatari leadership has invested heavily and extensively in education systems, before embarking on the development of the MDG, as the education sector allocated budget increased remarkably over the past two decades, jumping to QR 26.3 billion (12% of total public expenditure in 2014-2015 state budget).

Qatar has provided learning opportunities for primary education children (nationals and expatriates) across the country. This gives an indication about achieving the goal of ensuring that children everywhere, boys and girls, complete primary schooling by 2015.







**Goal (3):**  
Promote Gender Equality  
and Empower Women



Empowering of women in various social activities has become one of the main areas of interest in the Qatari society, as the leadership focused over the past four decades on promoting gender equality and women's empowerment, as well as the laws and regulations related to education, health, social welfare, labor market, etc. The government also established institutional frameworks that deal with the advancement and empowerment of women. The state of Qatar has joined many global conventions on empowerment of women, such as the Convention on the Elimination of All Forms of Discrimination against Women, 2004.

The state of Qatar adopts a clear policy to promote empowerment of women in all fields. This policy is specifically expressed in Qatar National Vision 2030, as follows: "Enhance women's capacities and empower them to participate fully in the political and economic spheres, especially in decision-making roles". It also stressed on "increased opportunities and vocational support for Qatari women".

## Target (3)

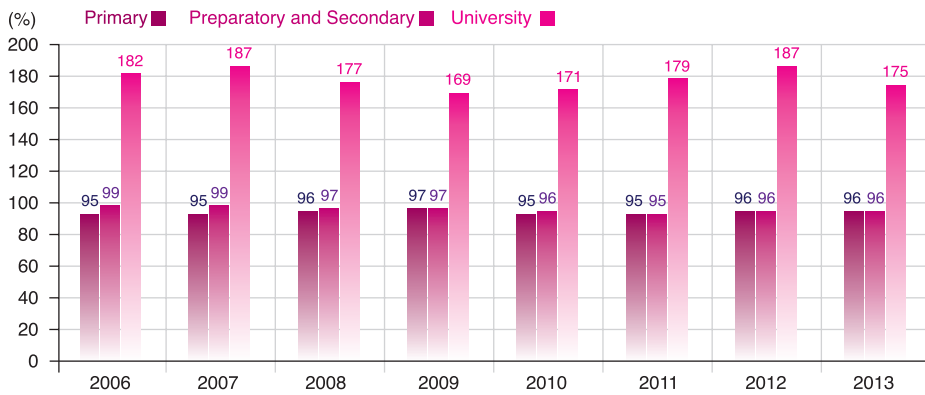
### **A): Eliminate gender disparity in primary and secondary education, preferably by 2005, and at all levels of education no later than 2015**

#### **1. Ratio of female to male in primary, secondary and tertiary:**

This indicator measures the progress achieved in gender equality in education levels by measuring the ratio of female to males in primary, secondary and tertiary. According to statistical data, Qatar is very close to achieve gender equality in primary school enrollment rates, as the ratio of female to male students rose from 95% in 2006 to 96% in 2013, which gives an indication that the State of Qatar is on the way to close the gender gap in primary education enrollment. The same thing could apply to the ratio of female to male in secondary education, despite the decline from the level achieved in 2006, but it came close to equality throughout the 2006-2013.

As for higher education, the proportion of female and male in tertiary enrolment reached 187% between 2007 and 2012, despite the subsequent decline, the ratio remained later at high levels reaching 175% in 2013 (Figure 9) and is among the highest globally. This can be explained by encouraging female students to obtain a college degree, which allows them to get better job opportunities along with the change in Qatari society's view of women and their role in economic, social and cultural sphere and the involvement of large numbers of males in the labor market at an early stage as soon as they receive a high school certificate.

**Figure (9): Ratio of female to male in primary, secondary and tertiary levels between (2006-2013)**

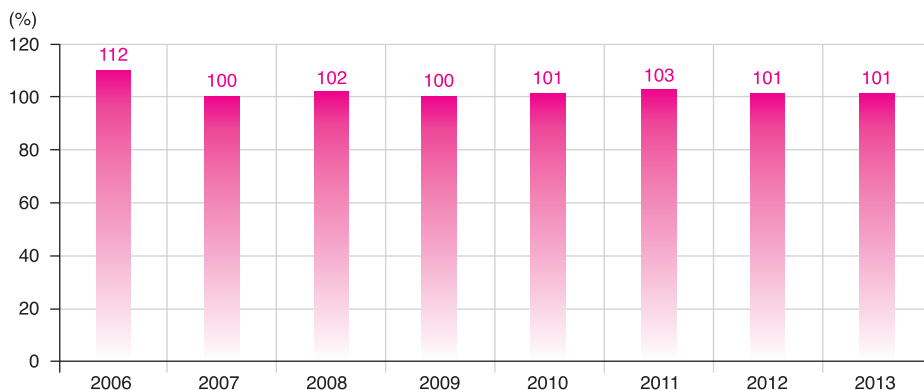


Source: Task Team calculations based on data released by the Ministry of Development Planning and Statistics, Household Expenditure and Income Survey (HEIS) different years.

## 2. Ratio of literate women to men, 15-24 years old:

The ratio of literate females in Qatar (age category 15-24 years) was higher than that of literate male of the same category during 2006-2013. This ratio reached its highest level in 2006, jumping to 112%, due State to policies aimed at spreading education in all regions, thus offering broad educational opportunities for women (Figure 10).

Figure (10): Progress in the rate of literate females compared to the proportion of literate males in the age group of 15-24 (2006-2013)



Source: Task Team calculations based on data released by the Ministry of Development Planning and Statistics, Household Expenditure and Income Survey (HEIS) different years.

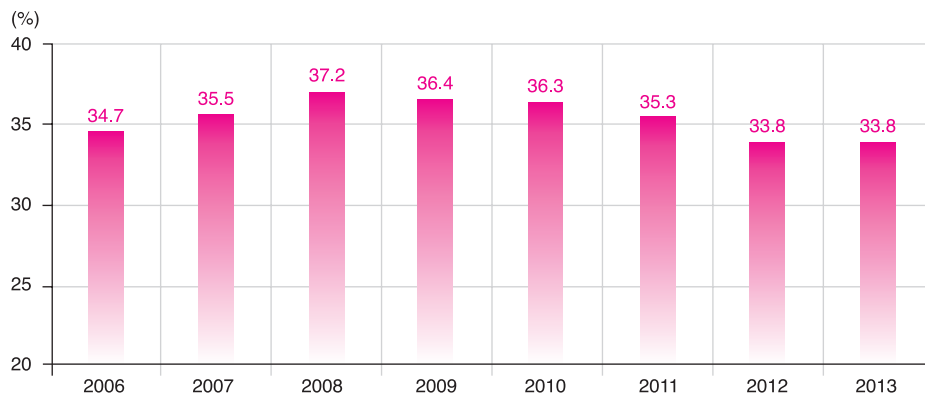
The targeted proportion of gender equality in education has been achieved within the prescribed period due to the considerable efforts made by the State of Qatar, including establishing schools and universities, which contributed to the rise in enrollment of Qatari women in all education levels.

### 3. Participation of women in the labor force and their share of paid employment in the non-agricultural sector:

#### (A). The participation of women in the Qatari labor force:

Despite the rise in ratio of Qatari women in the labor force from 34.7% in 2006 to 37.2% in 2008, this proportion declined to 33.8% in 2013, while the Qatari women's share in the national labor force remained low compared to the males (accounting for two-thirds of the Qatari labor force).

Figure (11): Progress in the rate of Qatari women in the labor force (2006-2013)



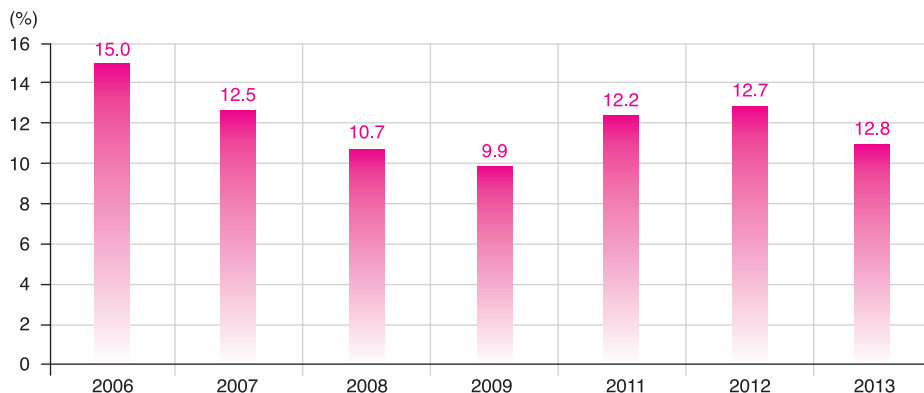
Source: The Ministry of Development Planning and Statistics, Household Expenditure and Income Survey (HEIS) different years, and the Qatar 2010 Population and Housing Census.

The participation of Qatari women in the labor market is expected to rise gradually in the coming years with the large number of Qatari females who will graduate from the Education City, particularly in medicine, media and engineering, as Qatari women started to engage in academic disciplines relevant to those jobs.

### **(B). Share of women in wage employment in the non-agricultural sector:**

Despite the considerable efforts made by the State of Qatar during the past decade in providing Qatari women with opportunities to be integrated into the monetary economy and enhance their self-confidence through engaging in various economic activities, it is clear that there is a decline in Qatari women's share in non-agricultural work, which dropped from 15.0% in 2006 to 12.8% in 2013 (Figure 12). The women share in wage employment outside the agricultural sector at the global level, amounted to 40.0% and to 48% in developed areas.

Figure (12): Share of women in paid employment in the non-agricultural sector (2006-2013)



Source: Ministry of Development Planning and Statistics, Household Expenditure and Income Survey (HEIS), for different years.

The Qatari women's share in paid employment outside the agricultural sector is expected to rise, in light of the State's policy that encourages women to participate in paid jobs in different sectors of the economy, and the large number of graduated women in scientific disciplines needed by the labor market, in addition to the role expected to be played by Qatar Authority for "Small and Medium Enterprises Development (SMEs)" in the provision of opportunities for Qatari women to engage in income-generating activities outside the agricultural sector.

#### 4. Seats held by women in the parliament:

Qatar is to hold parliamentary elections in the near future, and until that time, the proportion of seats held by women in the Central Municipal Council (CMC) will be tentatively assumed as an indicator of the level of the women's political participation.

The statistical data show a modest percentage of women in the Central Municipal Council (CMC) elections, as only one of the four women who ran in Qatar's quadrennial municipal elections carried her constituency in 2011, (which constitutes 3.4% of the total seats of the council) in a new confirmation of the formidable challenges faced by women's political empowerment programmes. This gives us an indication that the level of national representation of women in municipal councils is much lower than in various regions across the world.



Qatar has achieved remarkable progress in eliminating gender disparities in the area of providing opportunities at all levels of education. However, the participation of Qatari women in the labor market is still low, which requires encouraging women to enter non-traditional professions, such as scientific professions, trades and crafts. Qatari women's political participation is still low despite the fact that many women reach decision-making and leadership positions, which requires a plan to increase their representation in elected national councils.





**Goal (4):**  
Reduce Child Mortality



Since 1990's, the State of Qatar has achieved a remarkable progress in reducing infant and child mortality, and there is an observed improvement in life expectancy at birth that reached 79.64 years for the Qataris in 2013. This progress is attributed to the State's efforts in establishing health care institutions; namely, specialized hospitals and health centers providing health care services in its various aspects. The state is keen to develop procedures and standards in order to ensure the provision of high quality medical services. In addition, the State continued to increase its expenditure on the health sector with allocations amounted to 15.7 billion riyals in the FY 2014/2015 budget, a 12.5% increase compared to the FY 2013/2014. The health sector's share of total public expenditure reached 7.2% for the fiscal year 2014/2015.

## Target (4)

### **A): Reduce by two thirds, between 1990 and 2015, the under-five mortality rate**

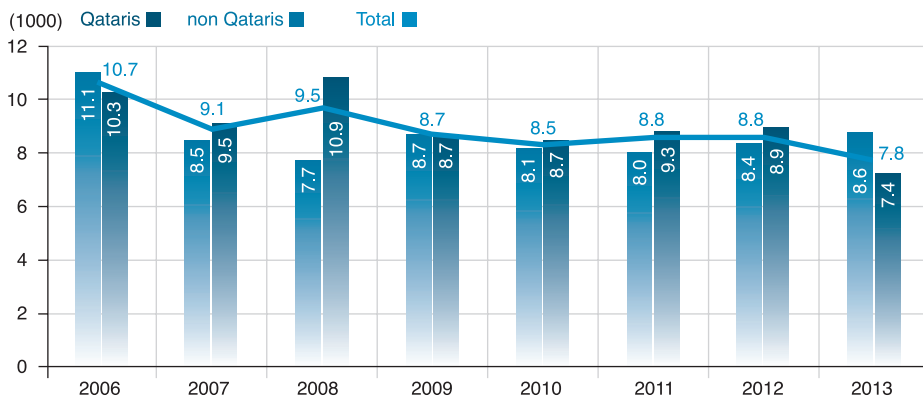
#### **1. Under-Five Mortality Rate:**

Mortality rate for Children under five years of age in the State of Qatar witnessed a marked decline during the period (2006-2013), falling from 10.7 deaths per 1,000 live births in 2006 to 7.8 deaths in 2013 (Figure 13). The goal of reducing child mortality has become within reach of the state by 2015, especially if we know that the mortality rate of children under five years of age was 17 deaths per 1,000 live births in 1990.

There is no significant difference between mortality rate of Qatari and non-Qatari children, which indicates that health care services are available to everyone - citizens and expatriates alike.

The achievement of the target of reducing under-five mortality rate in Qatar reflects the efficiency of the health system in the state, as well as the provision of treatment mechanisms for mothers during pregnancy and childbirth. It also indicates the success of the children vaccination campaigns, and the provision of drinking water and quality drainage, and other factors which help reduce child mortality rate.

Figure (13): Mortality rate of children under 5 per 1,000 live births (2006-2013)

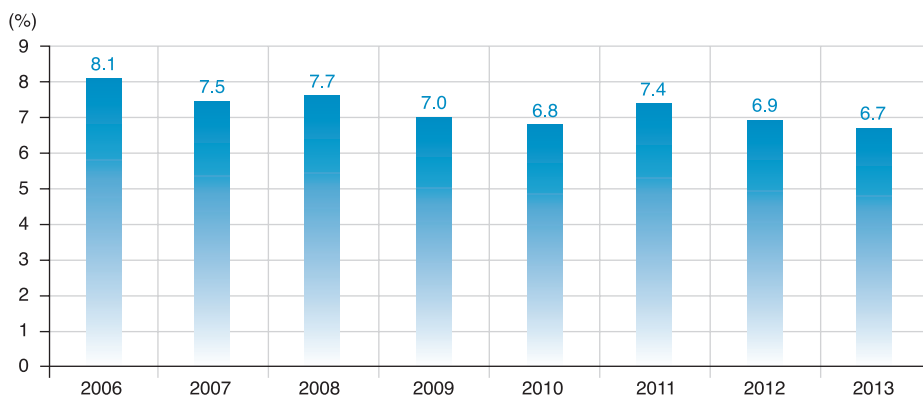


Source: MDPS, publication of vital statistics (births and deaths), various issues.

## 2. Infant mortality rate per 1,000 live births:

The rate of infant mortality per thousand live births witnessed a marked drop during the period (2006-2013), falling from 8.1 deaths per 1,000 live births in 2006 to 6.7 deaths in 2013 (Figure 14).

Figure (14): Infant mortality rate per 1,000 live births (2006-2013)



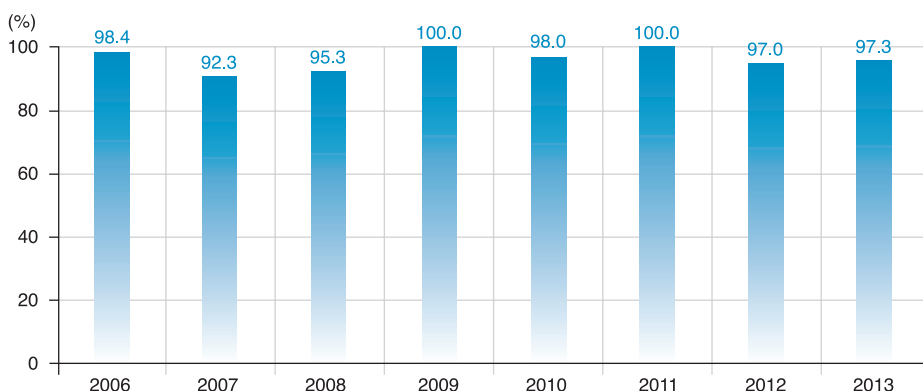
Source: MDPS, publication of vital statistics (births and deaths), various issues.

The decline of infant mortality highlights the huge investments in mothers care during pregnancy, childbirth and postpartum since all births now take place under medical supervision in specialized hospitals in which Qatar invested a lot of money to develop and improve the quality of health care services they provide.

### 3. Proportion of 1 year-old children immunized against measles:

Children immunized against measles in Qatar between 2010 and 2011 reached 100%. Immunization has never fallen below 93%, except in 2007. Immunization rate amounted to 97.3% in 2013 (Figure 15).

Figure (15): Rate of children aged one year immunized against measles (2006-2013)



Source: MDPS, publication of vital statistics (births and deaths), various issues.

As Figure 15 shows, the immunization rate against measles in Qatar, which amounted to 97.3% has exceeded the coverage levels recommended by the World Health Organization under this target, i.e. not less than 90% at the national level. Immunization against measles was almost inclusive of all the children in 2012 and 2013.

Qatar has met the target of reducing by two-thirds the under-five mortality rates three years ahead of the 2015 deadline. This is attributed to the state's effective social, economic and health policies that contributed to the provision of all basic health needs of children, through the expansion in building child-care centers, and vaccination campaigns against epidemic and infectious diseases, and the organization of health awareness campaigns.



## Goal (5): Improve Maternal Health





Reproductive health programs represent a key pillar to promote maternal and child health. Services provided through these programs captured great interest in the Qatar’s National Health Strategy in the framework of the National Development Strategy (2011-2016). Moreover, the state adopted modern, sustainable and widespread mechanisms; such as compulsory health insurance. Social health insurance company “SIHA” has been established in 2013 to ensure care and treatment for mothers.

Progress made by the State of Qatar in the 5th MDG related to maternal health improvement will be highlighted through specific indicators that reflect two targets; namely, (a) reduce maternal mortality (b) achieve universal access to reproductive health services.

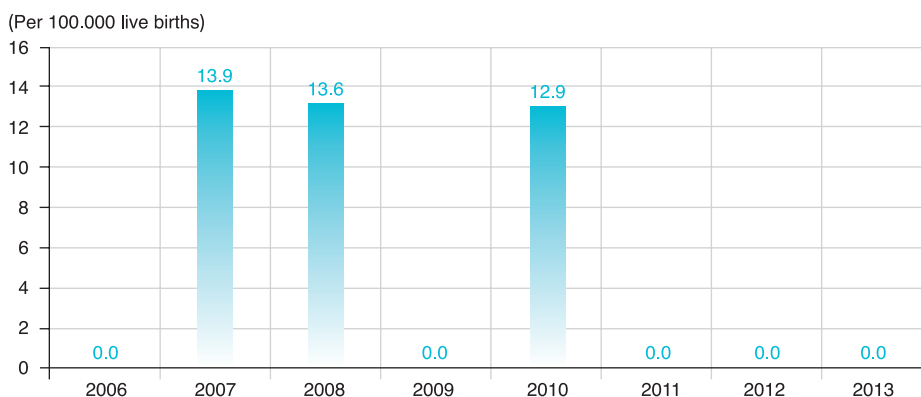
## Target (5)

### A): Reduce by three quarters, between 1990 and 2015, the maternal mortality ratio

#### 1. Maternal mortality ratio:

Data show that the rate of Qatari maternal mortality during pregnancy and child birth reached zero for the period (2006-2013) except for 2007,2008, and 2010 with 12.9 deaths per 100000 live births for Qataris. No deaths have been recorded during the last 3 years (16).

Figure (16): Maternal mortality ratio for Qatari women during pregnancy, childbirth and postpartum (per 100,000 live births) (2006-2013)



Source: MDPS, publication of vital statistics (births and deaths), various issues.

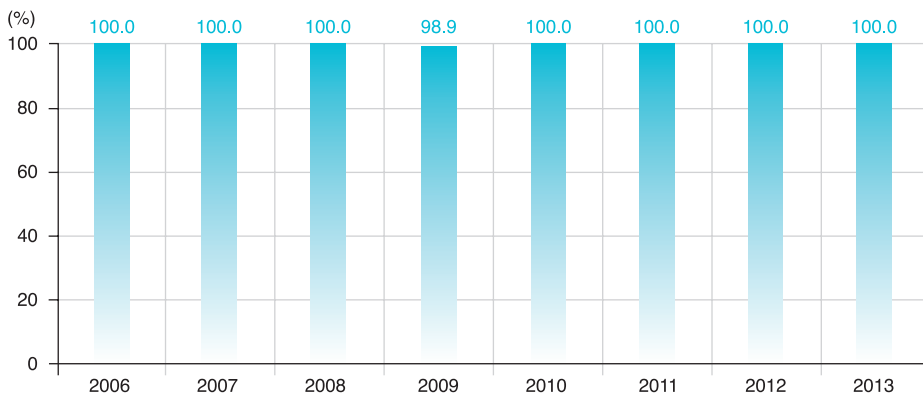
Not recording any death among mothers since 2011 is evidence that the State had achieved the desired goal of reducing maternal mortality by three quarters before 2015.

Such progress in the field of reproductive health of mothers is expected to continue with the establishment of the health insurance company “SIHA”, which began in 2013 to provide its services for Qatari women through public and private health institutions throughout Qatar.

## 2. Proportion of births supervised by skilled health personnel:

This indicator is used to measure the progress achieved towards the reduction of maternal mortality. It is one of the important indicators monitoring access to basic reproductive health services. Statistical data here show that all births in Qatar between 2005 and 2013 were under the supervision of a specialized and skilled health professionals (Figure 17).

Figure (17): Proportion of births supervised by skilled health personnel (2006-2013)



Source: MDPS, publication of vital statistics (births and deaths), various issues.

It is worth noting that reaching 100% of births under the supervision of health skilled professionals is an indicator of the high quality of Qatar's health system, and the proof that the distinguished efforts exerted by the State to develop and expand health care services for mothers, have contributed in securing the safe births for all pregnant women in the state.

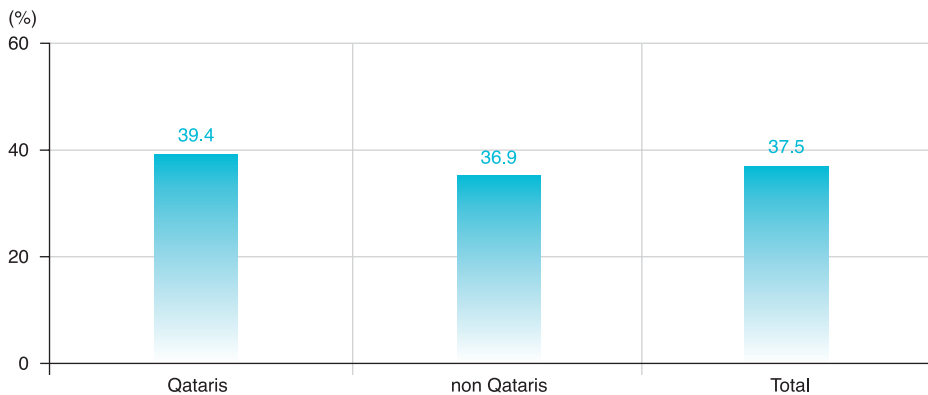
## B): Achieve, by 2015, universal access to reproductive health services

The improved access to reproductive health services forms a key pillar to reducing maternal mortality. The information and services provided to women in the period leading up to the birth present a necessary and critical matter to protect their health and the health of children, and to ensure that they stay alive.

### 3. Contraceptives use among married women aged (15-49):

Access to safe, available, affordable and effective contraceptive can contribute to the reduction of maternal and infant mortality, as they help the pregnancy spacing and the avoidance of unintended pregnancies. According to statistical data, the prevalence of family planning methods in Qatar among married women aged 15 -49 years old has reached 37.5% in 2012 (Figure 18).

Figure (18): Prevalence Family Planning Methods, 2012



Source: MDPS, Multiple Indicator Cluster Survey (MICS), 2012.

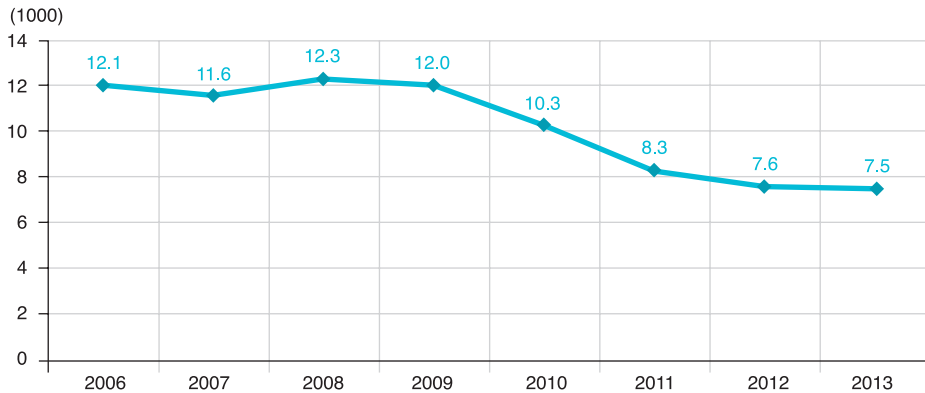
It is noted that the prevalence of family planning methods among married Qatari women aged (15-49) is low, compared to 63% in developing regions, 84% in East Asia and 73% in Latin America and the Caribbean, given the above-stated reasons, particularly because of the trend towards increasing population.

However, increased prevalence of family planning methods among married Qatari women is expected in the coming years, due to their higher level of education and their participation in the labor market, as well as easy access to safe and effective family planning methods.

#### 4. Adolescents Birth Rate:

Adolescent fertility rate is the number of births per 1,000 women within the age category 15-19. Results show that Qatari adolescents' childbirth rate has gradually declined from 12.1 (per thousand) in 2006 to 7.5 (per thousand) in 2013 (Figure 19).

Figure (19): Birth rates among adolescent Qatari women (per thousand) in the age group (15-19) (2006-2013)



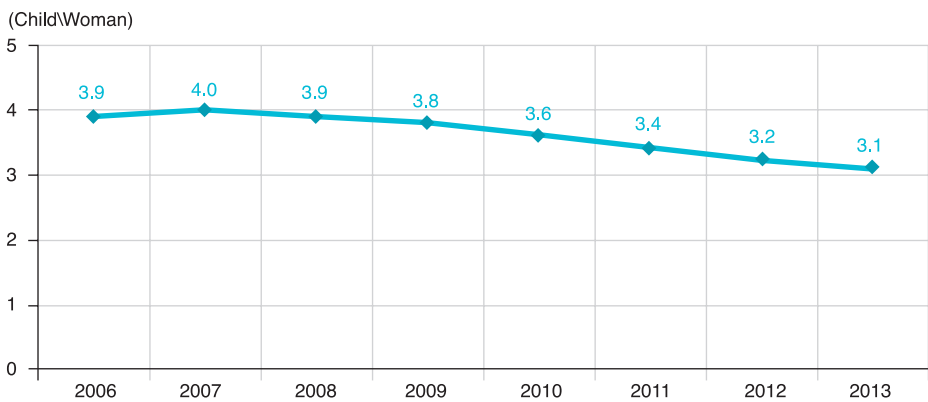
Source: MDPS, publication of vital statistics (births and deaths), various issues.

Such a reduction is attributed to the increasing proportion of Qatari females in this age group enrolled in education, and involved in the labor market along with the decline in the proportion of young-age marriages. Moreover, improved access to family planning services, in general, and for this age group of women in particular, contributed to the decreased reproductive rates and reduced pregnancy rate at early age.

## 5. Total fertility rate of Qatari women:

Despite the decline in the total fertility rate in Qatar during the period (2006-2013), falling from 3.9 children per woman in 2006 to 3.1 in 2013 (Figure 19), but it remains high compared to the world average of 2.5 children per woman, to average in developed countries of 1.7 children per woman, and to least-developed countries of 2.6 children per woman.

Figure (20): Total fertility rate of Qatari women (2006-2013)



Source: MDPS, publication of vital statistics (births and deaths), various issues.

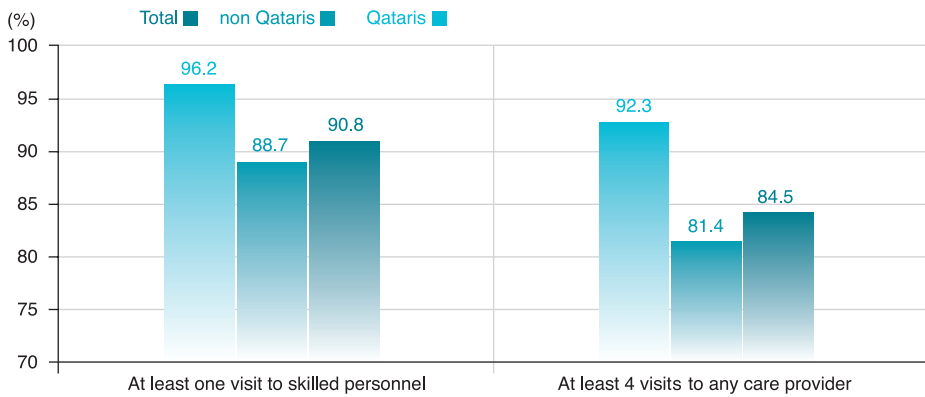
This decline might be attributed to factors such as: the progress in women's education, women's involvement in the business market, and the decreasing early-age marriage rates.

## 6. Antenatal Care Coverage (at least one visit and at least 4 visits):

Antenatal health care is one of the indications of quality of the health system and easy access to reproductive health services in general. On the one hand antenatal health care contributes to the reduction of risks to mothers as a result of pregnancy. UNICEF and WHO recommend a minimum of four antenatal care visits during pregnancy. However, the first visit is very important to create a channel of communication between pregnant women and health care providers for the next phase.

Statistical data indicate that the percentage of pregnant women visiting skilled health workers at least on time during pregnancy in 2012 amounted to approximately (90.8%) of the total pregnant women; (96.2%) of Qatari women, and (88.7%) of non-Qatari. Women who visited skilled health workers four times or more during pregnancy reached (84.4%); (92.3%) for Qataris and (81.4%) for non-Qataris (Figure 21).

**Figure (21): Antenatal care coverage for women delivered a baby 2 years ahead of the implementation of Multiple Indicator Cluster Survey (MICS), 2012**



Source: MDPS, Multiple Indicator Cluster Survey (MICS), 2012.

Most pregnant women in Qatar consult antenatal health care providers once at least. This indicator exceeds that of the developing countries of (52%), Southeast Asia (80%), and the Caribbean (80%).

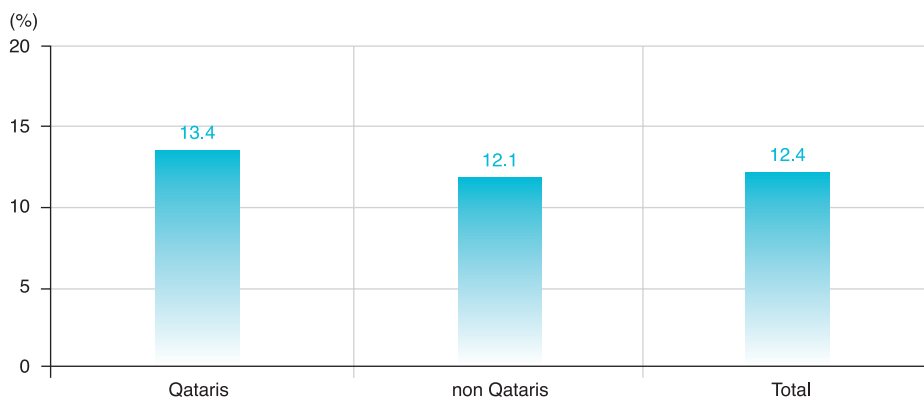
Qatar has met this goal of the reduction of maternal mortality by three-quarters ahead of timeline, as is the case with regard to achieving universal access to reproductive health services. This can be attributed to the availability of sufficient and good quality health care through women’s clinics that provide services for women, in the state health centers, as well as the programs related to women’s and children’s health provided by Women’s Hospital. Health education programs, through various media, played their role in raising awareness among

residents and staff working in the field of reproductive health, which is reflected positively on the promotion of maternal health. It is expected to continue to improve as emphasized by the National Development Strategy (2011-2016), through the preparation of a comprehensive health program aimed at addressing the challenges and defining the priority areas related to women's health.

## 7. Unmet need for family planning:

Available data on this indicator suggests that unmet needs for family planning in Qatar amounted to 12.4%, which is higher by 1% among Qataris than among non-Qataris (Figure 22). Unmet needs in Qatar are slightly higher than the ratio in developing countries (12%) and in Latin America and the Caribbean (11%), but much lower than the rate in East Asia (4%) for the year 2012.

Figure (22): Unmet needs for family planning, 2012



Source: MDPS, Multiple Indicator Cluster Survey (MICS), 2012.

Here it should be noted that family planning does not necessarily entail the limiting, but for Qatar it means programming and organizing the desired number of children, taking into account the health conditions of women. This is because Qatar has a small population, low fertility rates



over the past several years, and with significant economic activities that require intensive labor supply. Therefore, the prevalence of contraceptives is not important for the State, not now, and not even in the near future. On the contrary, the State encourages reproduction in order to increase the population, and it provides full health care programs for mother and child.



**Goal (6):**  
Combat HIV/AIDS,  
Malaria and Other Diseases



Although the prevalence of HIV/AIDS, Malaria and other infectious diseases are still low, we note that combating infectious diseases in the State of Qatar is given a great importance by the concerned authorities. This is reflected in Article 23 of the Constitution: “The State shall foster public health, provide the means of prevention of disease and epidemics, and promote their cure in accordance with the Law”.

The State has taken a series of actions through the competent health institutions for the prevention of infectious diseases. The most important of these institutions is the Medical Commission that examines expatriates to prevent the entry of infectious diseases, including AIDS, into the Qatar.

## Target (6)

### **A): Have halted by 2015 and begun to reverse the spread of HIV/AIDS**

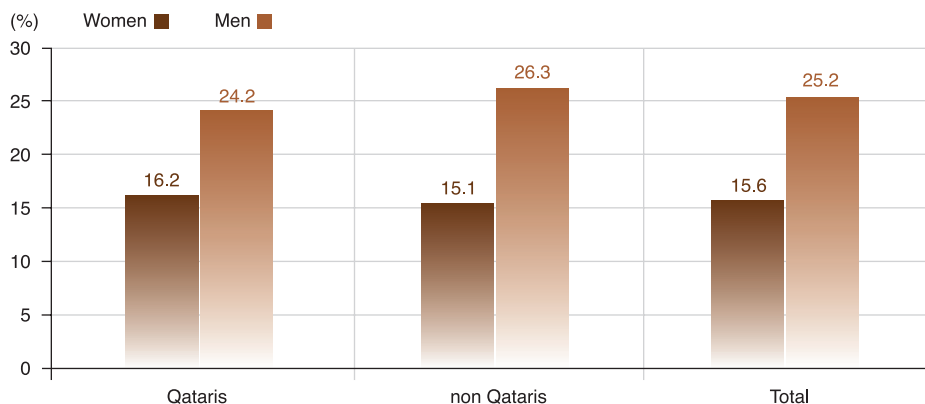
#### **1. HIV prevalence among population aged 15-24 years:**

Combating HIV/AIDS captured the attention of health authorities in Qatar. This became obvious with the establishment of the National AIDS Committee in 2006, which is concerned with reducing HIV prevalence in Qatar, keeping it at the current low level, and supporting people living with AIDS by providing them with greater psychological reassurance. Furthermore, it also seeks to provide Qatari society with a high degree of culture and health awareness in all issues relating to AIDS; infection and transmission among all age groups in the community.

Statistical data indicate that the percentage of knowledge of HIV transmission prevention among women in the age group (15-24 years) amounted to 15.6% in 2012; higher among Qatari women (16.2%) than

among non-Qatari women (15.1%). In contrast, awareness among men in the same age group is 25.2%; higher among non-Qatari men (26.3%) than among Qatari men (24.2%) (Figure 23).

Figure (23): Proportion of population aged (15–24) years with comprehensive correct knowledge of HIV/AIDS



Source: MDPS, Multiple Indicator Cluster Survey (MICS), 2012.

Qatar has developed the National AIDS Strategy aiming to build the capacity of key partners in the health sector and other specialized agencies, including legislative bodies, government leaders and private sector leaders. In addition, it developed awareness programs in order to prevent the spread of the virus and keep it as low as possible, while making sure that there are appropriate and effective programs to support and care for people living with HIV, and saving their rights against stigma and stereotype accompanying the disease.

## B): Achieve, by 2010, universal access to treatment for HIV/AIDS for all those who need it

### 2. Proportion of population with advanced HIV infection who have access to anti-retroviral drugs:

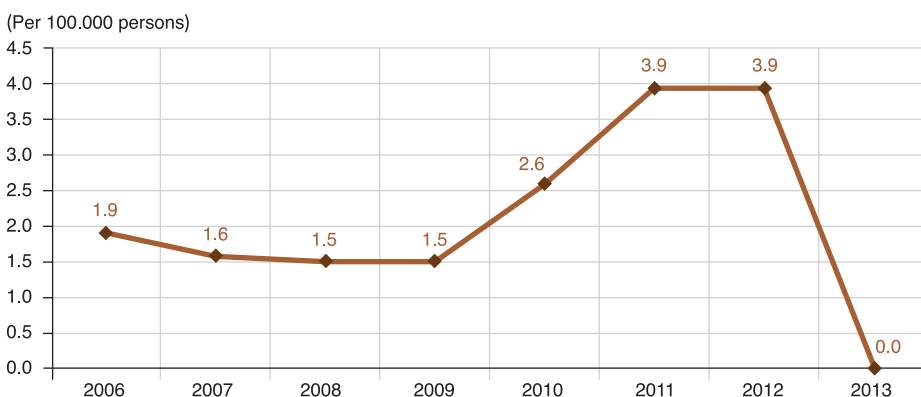
Antiretroviral therapy “ART” covers 100% of people who have “AIDS” in need of treatment in the State of Qatar, and there are no obstacles for AIDS\HIV prevention and treatment services.

## C): Have halted by 2015 and begun to reverse the incidence of Malaria and other major diseases

### 3. Prevalence of Malaria:

Malaria does not pose any health risk in the State of Qatar. Notwithstanding that Malaria incidence rate amounted to 3.9 cases per 10,000 population in 2012. No Malaria cases were recorded in 2013, since the natural environment of Qatar is not suitable for the spread of the pathogens causing this disease. Moreover, the State exerted tremendous efforts to detect imported Malaria cases and deal with them quickly and effectively (Figure 24).

Figure (24): Prevalence of Malaria per 10000 people (2006-2013)



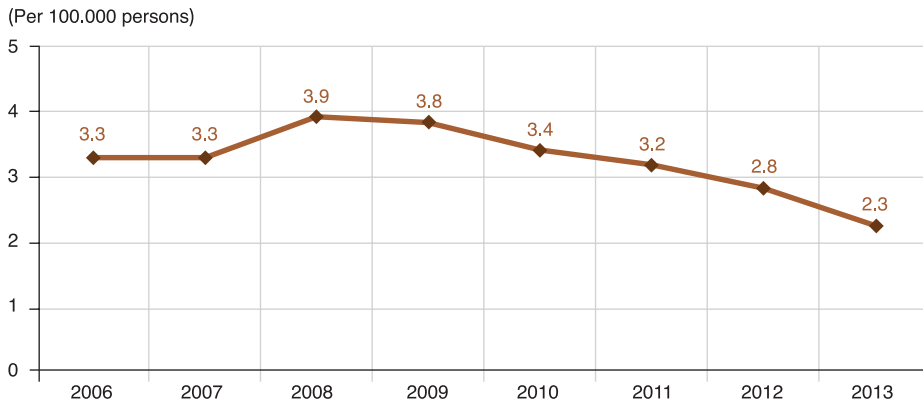
Source: MDPS, quoting Supreme Council of Health, Annual report, various issues.

Despite the declaration of the State of Qatar as a malaria-free zone since 2012, but in light of the continued flow of labor to the state of some of the affected countries, it would require to maintain an active system to deal with the period subsequent to the eradication of the disease that includes regulatory element to prevent the entry of malaria by expats into Qatar.

#### 4. Incidence, prevalence and death rates associated with TB:

Supreme Council of Health statistics indicate that prevalence and death rates associated with tuberculosis have increased from 3.3 cases per 10000 people in 2006 to 3.9 cases in 2008, most of them are expats. Then, the period (2009-2013) experienced low prevalence and death rates associated with tuberculosis, reaching 2.3 cases per 10000 people (Figure 25).

Figure (25): Prevalence and death rates of tuberculosis per 10000 people (2006-2013)



Source: MDPS, Statistical Abstract, Various issues.

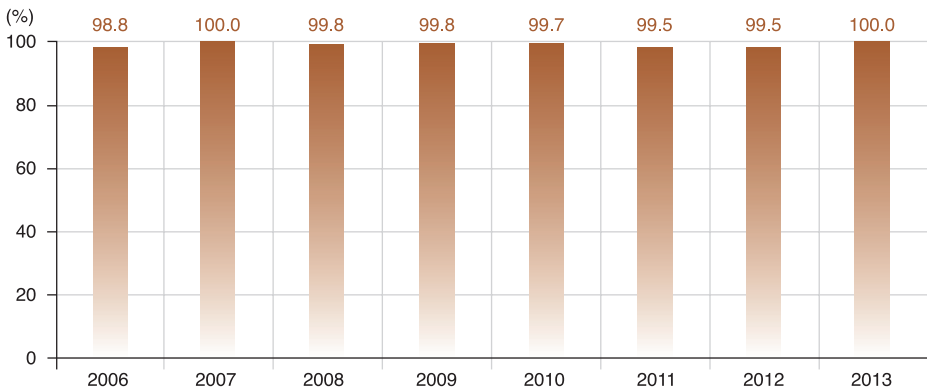
Figure 24 shows that the State of Qatar has met the partnership goal of stopping the spread of tuberculosis and cutting by half its death rates before the deadline of 2015. This confirms the fact that tuberculosis is not a challenge for Qatar in the area of public health.

It is expected that prevalence and mortality rates associated with pulmonary tuberculosis in the State of Qatar will remain at current levels, with the application of an early warning system to monitor and track cases, as pointed out by the National Development Strategy (2011-2016).

## 5. Proportion of tuberculosis cases detected and cured:

Statistical results issued by the Supreme Council of Health indicate that TB cases detected and cured under Directly Observed Treatment, Short-Course “DOTS”, was near 100% throughout the period (2006-2012), and became 100% in 2013 (Figure 26).

Figure (26): Percentage of tuberculosis cases detected and cured in Qatar (2006-2013)



Source: MDPS, quoting Supreme Council of Health, Annual report, various issues.

Qatar has met the desired target of treating (85%) of patients whose illness was discovered during the period (2006-2013). This is attributed to National Tuberculosis Program’s intensive application of the “Stop TB Partnership” strategy, launched in 2006, and its preceding strategy; short course treatment under direct observation.



Qatar has met the desired target in the framework of the Millennium Development Goal of eradicating Malaria and infectious diseases. The state has been able to stop its spread and Qatar was declared a Malaria- free country. It was also able to cut by half TB before the deadline. The same was the case with the universalization of AIDS treatment before 2010 deadline, as the state provided all AIDS carriers with the antiretroviral therapy since 2007.



**Goal (7):**  
Ensure Environmental Sustainability



Since its establishment, the State of Qatar has paid considerable attention to the conservation and sustainability of natural resources, as it has developed legislations and regulations related to environmental sustainability, and established institutions concerned with all environmental issues such as the Ministry of Environment and Friends of the Environment Centre, as well as research centers like Environmental Studies Center and the Centre for Sustainable Development at the University of Qatar. Furthermore, Qatar established National committees concerned with achieving the correct applications for a sustainable approach that ensures environmental sustainability, including the National Committee on Climate Change and the Clean Development Committee. It also developed strategies and plans to preserve and protect the environment in order to achieve the fourth pillar in the Qatar National Vision 2030.

Attention to sustainable environmental development is not limited to the establishment of institutions and the development of laws, given the constitutional provision in Article 33 of the Permanent Constitution of the State of Qatar, "The State shall conserve the environment and the natural balance thereof in order to achieve comprehensive and sustainable development for all generations." The State has signed most agreements, treaties and protocols related to environmental issues on the international and regional levels.

## Target (7)

### **A): Integrate the principles of sustainable development into country and programs and reverse loss of environmental resources**

Qatar has adopted the principles of sustainable development by the emphasis on taking environmental considerations in development planning processes into account and promoting of sustainable development opportunities, through the establishment of a program that strengthens environmental management in various economic sectors and natural resources. Qatar also developed the National Environmental Management Strategy, which called for the implementation of 11 interconnected projects that cover all areas of environmental management.

Environmental Management Strategy seeks to achieve the following outcomes:

- Cleaner water and sustainable use.
- Cleaner air and effective climate change responses.
- Reduced waste, more recycling and more efficient use.
- Nature and natural heritage conserved, protected and sustainably managed.
- More sustainable urbanization and a healthier living environment.
- An increasingly environmentally aware population.
- Improved environmental governance and regional and international cooperation.

## 1. Per capita emissions of carbon dioxide:

This indicator shows steady increase in carbon dioxide emissions during 2004-2008, which can be attributed to the increase of energy production and its intensive use for domestic and industrial consumption and transportation.

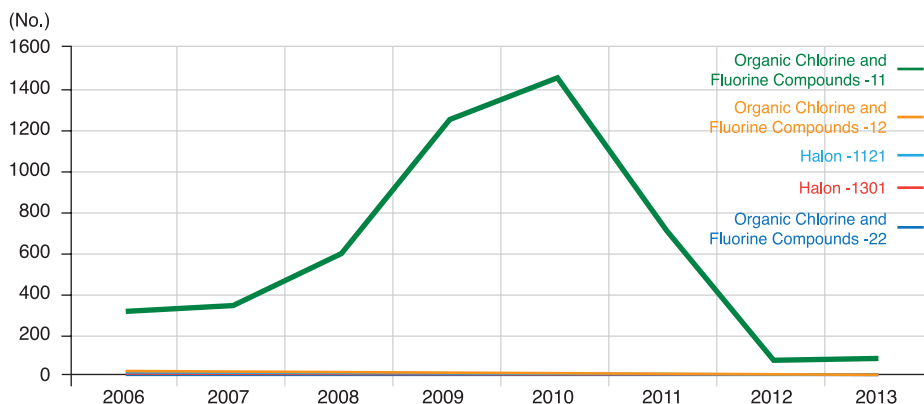
Average per capita carbon dioxide emissions amounted to 40 metric tons/year in 2010, compared to 11 metric tons in countries with very high human development, and 4.3 metric tons in the world average.

The state has taken a series of measures and practical steps in the framework of the National Development Strategy (2011-2016) to confront the growth of carbon dioxide emissions by investing in clean technology, and establishing a mechanism for reporting on carbon dioxide emissions in the State of Qatar.

## 2. Consumption of ozone-depleting substances:

Consumption of ozone-depleting substances witnessed a decline between 2006 and 2013, as the State of Qatar managed to reduce the consumption of organic chlorine and fluorine compounds - 22 from about 326 metric tons in 2006 to about 87 metric tons in 2013, a decline of 275% (Figure 27).

Figure (27): Consumption of ozone-depleting substances (2006-2013)



Source: The index was calculated based on the data of the Ministry of Environment.

It is expected that the State will continue to reduce ozone-depleting substances as a result of successful implementation of the commitments required in the Montreal Protocol on Substances that Deplete the Ozone ratified by the state, taking into account that the use of the remainder of the ozone-depleting substances will come to end during the next two decades.

## B): Reduce biodiversity loss, achieving, by 2010, a significant reduction in the rate of loss

Qatar sought to achieve the MDG target related to biodiversity, as the State of Qatar acceded to the Convention on Biological Diversity, and the relevant conventions; such as the International Convention on Food and Agriculture Plant Genetic Resources, International Treaty on Plant Genetic Resources for Food and Agriculture, Convention on International Trade in Endangered Species of Wild Fauna and Flora, Convention on Migratory Species and the Ramsar Convention on Wetlands land, as well as regional agreements in the framework of the Cooperation Council for the Arab States of the Gulf and the Arab League.

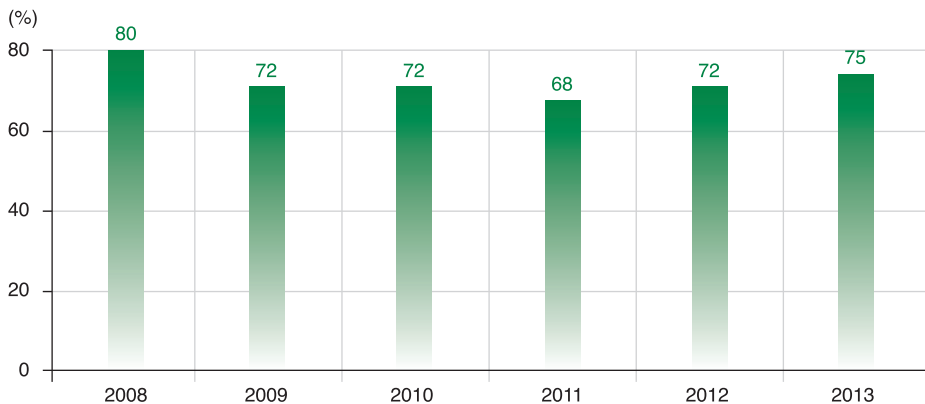
The State of Qatar has prepared national strategies and action plans within an integrated approach to strike a balance between the conservation of biodiversity

and economic development. Within the framework of the implementation of the National Development Strategy (2011-2016), Qatar seeks to establish a comprehensive electronic database on biodiversity and to expand actively managed protected areas.

### 3. Proportion of fish stocks within safe biological limits:

The fishing sector is an essential source of food supply and an important factor for achieving food security. This reflects the importance of ensuring the sustainability of fish stocks for socio-economic and environmental reasons, which are linked to the achievement of the MDGs. Data indicate that fish stocks within safe biological limits in the State of Qatar amounted to 80% in 2008 and 75% in 2013 (Figure 28) despite the increase in fish consumption resulting from the population growth in the past few years. Fish is not only the main food staple for citizens, but also for the bulk of expatriate workers from various Asian countries.

Figure (28): Proportion of fish stocks within safe biological limits (2008-2013)



Source: MDPS, Statistical Abstract, Various issues.

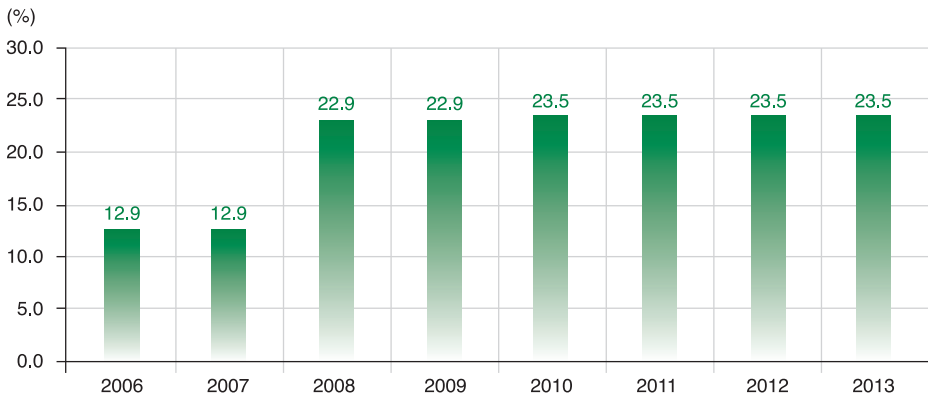
\*Calculated for 2012.

In order to ensure the sustainability of the fishing sector in the State of Qatar, a regulatory system on fishing should be adopted to control fish stocks. This would be achieved through drawing up legislations that limit fishing of endangered species, setting up effective regulations to increase fish stocks; in addition to the completion of projects related to the development of fish stocks under execution as farming projects for some local varieties of marine fish. This would positively be reflected on the sustainable production of fishing in Qatar.

#### 4. Terrestrial and marine protected areas (% total territorial area):

Qatar has exerted tremendous efforts to protect the land and marine life. By 2013, protected areas nearly doubled constituting 23.5% of the total territorial area compared to 13.1% in 2006. Most of this increase in protected area came as a result of the establishment of many natural reserves to preserve biodiversity by the State. The increase in this indicator shows Qatar's keenness to maintain human existence that relies on services and natural resources that the terrestrial and marine protected areas (land and sea) seek to preserve or promote. It also demonstrates the state's commitment to preserve the natural heritage of plants and living organisms (Figure 29).

Figure (29): Percentage of area (land and sea) protected to maintain biodiversity to the total land area (2006-2013)



Source: MDPS, Statistical Abstract, Various issues.

The ratio of Qatar's terrestrial and marine protected areas (% of total territorial area) in 2013 is higher than the global level (14%), that of developed regions (14%) and in developing regions (13.8%). Protected areas in Qatar are effectively and equitably managed and ecologically representative.



## 5. Proportion of species threatened with extinction:

Proportion of endangered species in the State of Qatar reached 7.3% of total species between 2009 and 2013, a good percentage compared to the world average 11.6%, and Arab average 9.4%. Endangered species (2009-2013) can be categorized into:

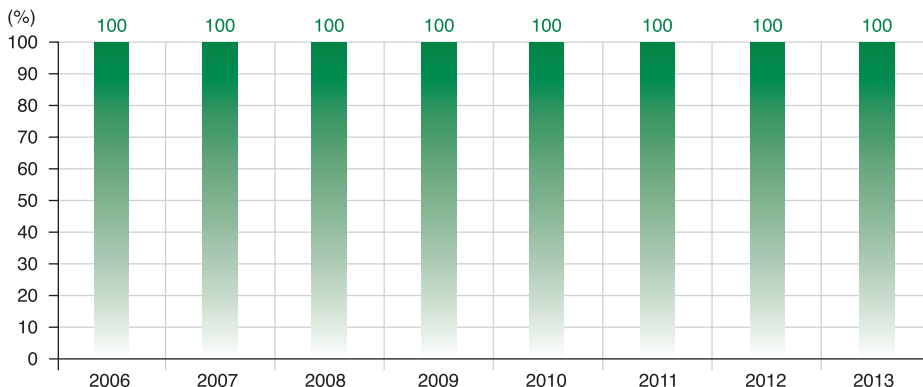
- 12 species of fish
- 3 species of mammals
- 4 species of birds

## C): Halve by 2015 the proportion of the population without sustainable access to safe drinking water and basic sanitation

### 6. Proportion of urban and rural population with access to safe drinking water resources:

Available data on the percentage of safe drinking water for the population indicates that the State of Qatar has achieved great 100% success in providing safe water to the entire population, despite the climatic and geographical nature of Qatar with shortages in natural water resources and the high cost of providing it. Qatar relies on sea water as a primary resource of fresh water supply. Accordingly, many desalination plants were set up to meet water needs of civilian sectors (Figure 30).

Figure (30): Proportion of population with access to safe drinking water (2006-2013)



Source: Figures are based on the data of Ministry of Development Planning and Statistics, Annual Statistical Abstract, various years.

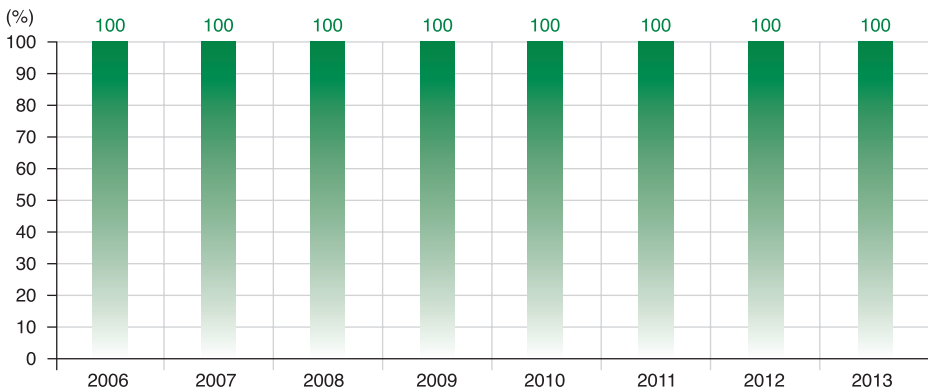
Figure 30 shows that the State of Qatar has been able to achieve the global goal of reducing to half the number of people with no access to safe drinking water between the period (1990 -2015) since 2006, i.e. ten years before the deadline.

Despite the expected increase in the population as a result of the rising number of expatriate workers to carry out many large-scale development projects, the entire population of Qatar will still be provided with safe drinking water thanks to the State's keenness on further investing in the use of advanced technologies to desalinate salty and brackish water, as well as adopting appropriate policies to rationalize water consumption and use for household purposes with relevant legislations, awareness campaigns and environmental education.

## 7. Proportion of population with access to improved sanitation facilities:

The State of Qatar has achieved a significant improvement in sanitation services as their coverage ratio reached 100 percent throughout the period (2006-2013), i.e. Qatar has been able to achieve the objective of providing sanitation services to the entire population (Figure 31).

Figure (31): Proportion of population with access to improved sanitation (2006-2013)



Source: Figures are based on the data of Ministry of Development Planning and Statistics, Annual Statistical Abstract, various years.

## **D): By 2020, to have achieved a significant improvement in lives of at least 100 million slum dwellers**

The proportion of urban population living in slums in the State of Qatar is (zero), since the percentage of families that own, lease or stay in dwellings provided by the companies, employers or the State through government housing is 100%, and all the population of Qatar have access to proper sanitation services and safe drinking water.

The State of Qatar has been able to achieve most of the targets related to Goal 7 on environmental sustainability. It has introduced the principles of sustainable development in the national policies and programs by including them in the National Development Strategy (2011-2015). Qatar has also provided its entire population with access to safe drinking water resources, as well as proper sanitation. Furthermore, Qatar has been able to reduce biodiversity loss through expanding the establishment of natural reserves over land and sea areas, since their protected proportion of with regard to the total area of the State has exceeded the target set by the Convention on Biological Diversity. Qatar has been further able to provide decent housing for all population. Thus, there are no slums in the State of Qatar. Eventually, we are only left with the challenge of greenhouse gas emissions which we hope to reduce to international standards in the coming years.



## Goal (8): Develop a Global Partnership for Development



The establishment of a global partnership for development between developed and developing countries requires joint cooperation from both sides. This partnership is a fundamental pillar in order to achieve the first seven MDGs. Therefore, it is essential that the developed support the developing by providing official development assistance, enhancing access to markets and rules of fair trade, as well as debt relief and access to information and communication technology.

The State of Qatar has further focused on the achievement of a global partnership for development. In the third pillar of Qatar National Vision 2030, it is stated: “to contribute towards international peace and security through political initiatives and developmental and humanitarian aid”. Qatar has also established institutional frameworks that deal with providing development aid and achieving a global partnership for development. Accordingly, Qatar Development Fund was set up to help Arab and other developing countries to grow their economies and implement their development programs. Qatar has further set up the International Development Department at the Ministry of Foreign Affairs to make partnerships with countries and regional and international organizations working in the field of development and humanitarian aid.

As part of its support for the efforts of developing countries, especially the poor ones, Qatar has fostered several initiatives, including those related to providing assistance in the field of education to achieve access to basic education. Accordingly, the Education Above All Foundation is currently implementing “Educate a Child” program, which aims to ensure that all children in developing countries have access to education, and reduce the number of children deprived of education all over the world. They are , estimated at about 57 million.

The State of Qatar has also provided decent jobs for the youth in the Middle East and North Africa region through Silatech Foundation which was founded in 2008 as a global non-government organization aimed to support micro, small and medium-sized enterprises, as well as the recruitment program which aims to support more than 500 vocational centers and 100,000 young men by 2015.

## Target (8)

### **A): Develop further an open, rule-based, predictable, non-discriminatory trading and financial system**

In the past two decades, the State of Qatar has taken significant steps towards trade liberalization and economic integration. Qatar has joined the World Trade Organization, the Greater Arab Free Trade Area and the GCC Common Market agreement. Qatar has also opened up its national economy to trade, investment and capital flows.

The State of Qatar was keen to sign bilateral and multilateral free trade agreements with some EU and Asian countries, in addition to economic, trade and technical cooperation agreements with many countries around the world. Qatar has also adopted an open-to-the-world national economy evidenced by an accelerated economic openness which has exceeded 82% in 2013, as well as the expansion of its trade base, as Qatar has currently trade relations with around 167 countries from all continents.

## B): Address the special needs of least developed countries

Based on Qatar's strong belief in achieving global partnership for development through providing assistance to developing countries, especially the least developed ones, to help them reach the Millennium Development Goals, the Qatari total amount of governmental and non- governmental development aid and assistance has risen sharply from QR 2.3 billion in 2006 to about QR 6.5 billion in 2013; an increase of 183%. The government aid was 79% of the total assistance provided by the State of Qatar in 2013, while the aid provided by NGOs was 22% (Table 2).

Table (2): Total aid provided by State of Qatar for the period (2006-2013) in QR

Year	Total Aid	Government Aid	Percentage (%)	NGO Aid	Percentage (%)
2006	2.275,877.499	2.055.084.002	90%	220.973.497	10%
2007	1.584.116.477	1.326.624.905	84%	257.491.572	16%
2008	1.568.009.317	1.161.411.455	74%	406.687.862	26%
2009	1.373.200.756	579.865.204	42%	793.335.552	58%
2010	1.874.990.084	1.075.299.095	57%	799.690.989	43%
2011	3.462.439.984	2.656.106.845	77%	806.333.139	23%
2012	3.001.764.025	2.007.969.847	67%	993.794.178	33%
2013	6.481.658.723	5.090.072.702	78%	1.327.835.368	22%

Source: The percentages were calculated by the team based on data published by Ministry of Foreign Affairs - Department for International Development, Qatar Foreign Aid Report 2013.

More than 110 countries in various continents have benefited from Qatar's development aid and assistance. Table 3 shows the distribution of development aid provided by the Government of Qatar according to beneficiary regions.

Table (3): Geographical distribution of government aid provided by State of Qatar for the period (2006-2013) in QR

Region	Aid Amount	Percentage (%) Out of Total
Asia	3,177,106,919	%62
Africa	1,689,726,755	%32
Europe	53,146,789	%3
The Americas	19,293,049	%0.4
Oceania	91,250	%0.04
Others	150,707,940	%2.95
Total	5,090,072,702	%100

Source: Ministry of Foreign Affairs - Department for International Development, Qatar Foreign Aid Report 2013, Doha, 2014, P24.

Table 3 above shows that the bulk of the Qatari government aid has been for Asian countries, which accounts for 62% of total government aid for the year 2013, followed by African countries (33%), then the European countries (1.04%).

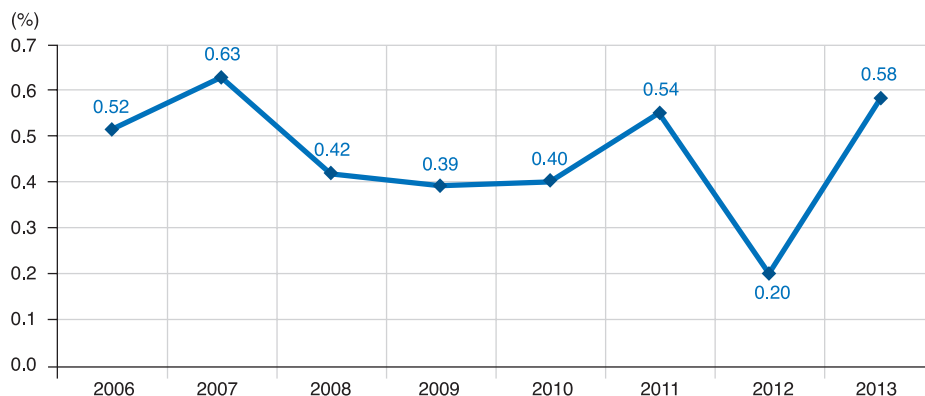
As to the sectoral distribution of Qatar's aid, it is noted that the construction sector was at the forefront of the aid beneficiary sectors by 27% of the total aid and assistance in 2013. This can only reflect the keen interest of the government of Qatar in reconstruction projects which include roads, construction and renovation of houses and building of development centers. The support of government budgets to cope with financial pressures and burdens comes in second place with 18%.



## 1. Percentage of Development Assistance to GDP:

Development aid and assistance provided by the State of Qatar have reached 0.58% of its GDP in 2013. This percentage goes far beyond its counterpart in the DAC countries which is 0.22% of their GDP (Figure 32).

Figure (32): Percentage of official development assistance to GDP (2006-2013)



Source: Ministry of Foreign Affairs - Department for International Development, Qatar Foreign Aid Report, various years.

## C): In cooperation with the private sector, make available benefits of new technologies, especially information and communications

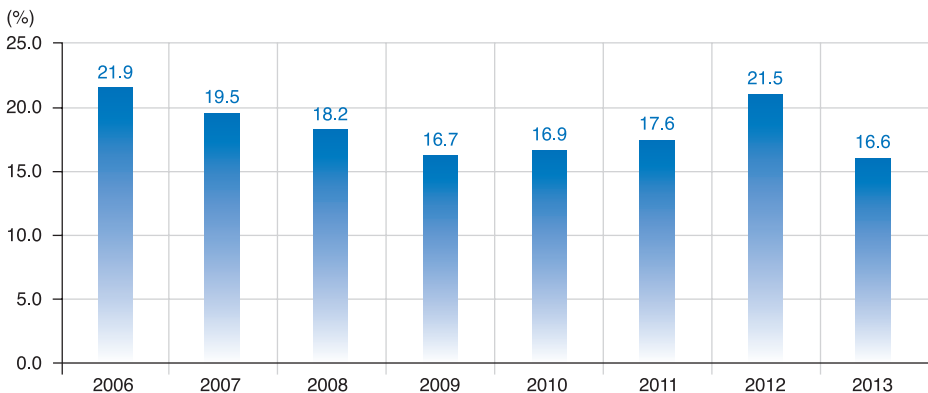
The information and communication technology revolution is spreading in the developing world carrying along the promise of achieving technological development that contributes to the rapid modernization of the economies. Such technology can play a key and active role in economic growth.

In this context, the State of Qatar has focused on the introduction of the latest innovations in the field of information and communication technology, based on the belief in the role played by this technology in building a knowledge-based economy. Hence, Qatar seeks to instill the pillars of knowledge-based economy within its development strategy aimed at building a diversified economy that leads to sustainable economic growth.

## 2. Fixed telephone lines per 100 inhabitants:

The number of fixed telephone lines per 100 inhabitants “teledensity” has witnessed a remarkable decline during the period (2006-2013), as it dropped from 21.9 lines per 100 inhabitants in 2006 to 16.6 per 100 inhabitants in 2013 (Figure 33). This indicates a decline from the global average of fixed telephone lines.

Figure (33): Fixed telephone lines per 100 inhabitants (2006-2013)



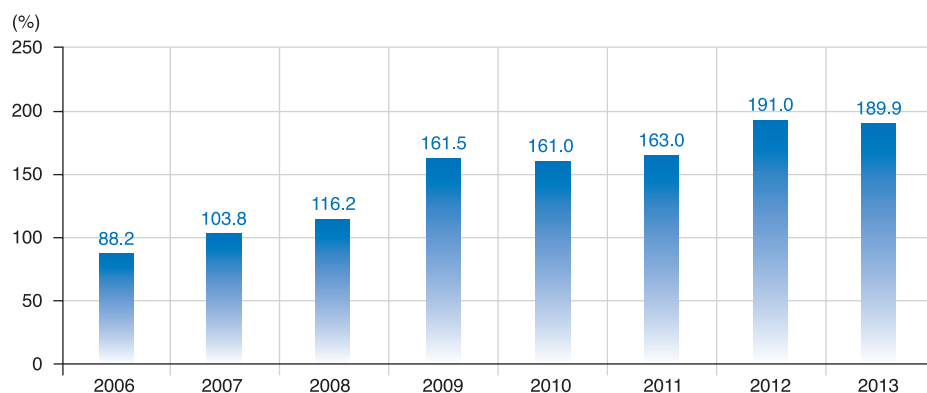
Source: Ministry of Foreign Affairs - Department for International Development, Annual Statistical Abstract, various years.

The decline of teledensity indicator can be explained by the increased demand for mobile phone services, especially smart phones which are widely spread in Qatar because of the expansion of programs and services, such phones can offer.

## 3. Mobile phones per 100 inhabitants:

The use of mobile phones has witnessed a rapid growth during the period (2006-2013). It increased from 88.2 lines per 100 inhabitants in 2006 to 189.9 per 100 inhabitants in 2013. Compared with the global average, the State of Qatar has shown a higher rate for subscription to mobile phone lines, as the rate of mobile phone coverage has exceeded 100% since 2007 (Figure 34).

Figure (34): Mobile phones per 100 inhabitants (2006-2013)



Source: The indicator is based on the data of Ministry of Development Planning and Statistics, Annual Statistical Abstract, various years.

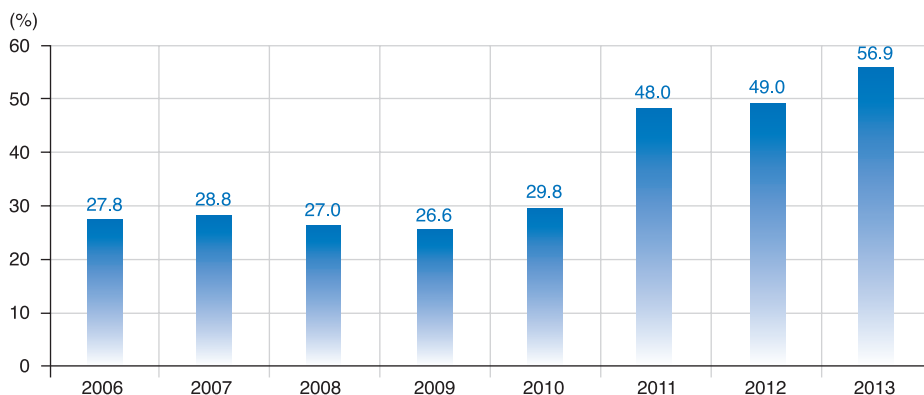
The figure above shows that the rate of mobile phone's spread in Qatar, which is 190 per 100 inhabitants, has exceeded that of high-income countries (122), middle-income countries (83), and more than doubled the global average of 85 for the year 2012.

This increase in the rate of mobile phone market penetration in Qatar highlights the role of mobile phones as a digital bridge which helps Qatar to reduce the communication gap relatively to other countries with advanced fixed telephone line infrastructure.

#### 4. Internet users per 100 inhabitants:

The indicator of Internet use among the population has increased during the period (2006-2013) from 27.8 users per 100 inhabitants in 2006 to 56.9 users per 100 inhabitants in 2013, i.e. more than doubled (105%). This can be attributed to the high educational level of the majority of the population, and the development of Internet services in the framework of plans and strategies of the Ministry of Communications and Information Technology (Figure 35).

Figure (35): Internet users per 100 inhabitants (2006-2013)



Source: The indicator is based on the data of Ministry of Development Planning and Statistics, Annual Statistical Abstract, various years.

The rate of Internet users in Qatar was 49% in 2012 which is less than its counterpart in EU 75.3% and in OECD countries 73.3%. Nevertheless, it exceeds the rate at the global level of 35.6%.

It is expected that Internet users base rises among the population in Qatar, and achieves positive growth in the coming years, especially with the introduction of the plan to connect the entire state with broadband Internet network, the first phase of which will hopefully be completed by 2015. Such plan will cover 95% of the territory of Qatar with much faster optical connections.

The State of Qatar has attained the goal of “Achieving a global partnership for development”. Today Qatar is a donor state and a major partner in financing international development programs, with the development aid and assistance ratio reaching approximately 0.60% of the GDP. More than 110 countries in Asia, Africa and other parts of the world have benefited from this aid and assistance. Foreign aid is considered to be one of the key pillars of the State’s foreign policy as referred to in Qatar National Vision 2030.





**Conclusion:**



## **GOAL (1): ERADICATE EXTREME POVERTY & HUNGER**

This goal does not pose any challenge to State of Qatar which has been able to provide a well-off to all citizens at home, either by securing sustainable livelihoods for them, or through safety and welfare networks, as Qatar provides salaries to all those who do not have a source of income or family provider through social security granting them safety and stability, in addition to health care, education and other services, so that they can have a decent life.

## **GOAL (2): ACHIEVE UNIVERSAL PRIMARY EDUCATION**

The State of Qatar has adopted appropriate policies and procedures for the development of the education sector, especially primary education, and for the provision of financial allocations for the expansion of education infrastructure and the development of services. All the above has contributed towards the high rate of primary school enrollment of both sexes, which exceed (92%). This can only confirm that Qatar has almost achieved the complete goal of providing access to education for all children of both sexes by 2015.

## **GOAL (3): PROMOTE GENDER EQUALITY AND EMPOWER WOMEN**

The State of Qatar made a significant progress in achieving gender parity by providing access to education at all levels. It even made a remarkable progress in the field of higher education, where the number of girls has exceeded that of boys. Even though the parity rate between the two sexes is 1.75, the economic participation of Qatari women in labor market is still low and poses a challenge. Women need to be encouraged to work in non-traditional jobs, such as scientific occupations and art crafts. The advocacy of Qatari women's political participation still poses another challenge which requires the development of a plan to promote female representation in the elected national councils in the next phase.



## **GOAL (4): REDUCE CHILD MORTALITY**

The State of Qatar has been able to achieve the Millennium Development Goal of reducing mortality rates of children under the age of five by two-thirds 3 years ahead of the deadline in 2015. This achievement is attributed to the effective social, economic and health policies pursued by Qatar. Such policies have contributed to the provision of various basic health needs of children and have ensured their quality through the introduction of “Healthy Child Clinic” in most of the health centers around Qatar, and the vaccination campaigns against epidemic and infectious diseases, which included all children , as well as health education and awareness campaigns carried out by various child healthcare stakeholders.

## **GOAL (5): IMPROVE MATERNAL HEALTH**

The State of Qatar has exceeded the target of reducing maternal mortality ratio by three-quarters ahead of schedule, as all births in Qatar are conducted under the supervision of skilled health specialists. With regard to achieving universal access to reproductive health services for all women, Qatar has also been ahead of schedule, especially after setting up “SAHA” health insurance company which has already started providing services for Qatari women in 2013.

The achievement made in the field of reproductive health for mothers could only be explained by the provision of sufficient good quality healthcare through Healthy Woman Clinics that provide services to women through the widespread healthcare centers in all regions of Qatar, in addition to woman and child care programs provided by Women’s Hospital.

## **GOAL (6): COMBAT HIV/AIDS, MALARIA AND OTHER DISEASES**

The State of Qatar has been able to accomplish this goal by achieving the desired target within MDG framework to eradicate Malaria and infectious diseases. Thus, Qatar has managed to stop its spread and declare the State as Malaria-free, in addition to reducing the spread of TB in half and reversing it ahead of schedule. With regard to providing access to treatment for HIV/AIDS patients, Qatar has been able to achieve this target and provide treatment for all HIV/AIDS patients in 2007 which is three years ahead of the deadline in 2010. Qatar continues its efforts to prevent the return or spread of this dangerous disease in the State and protect Qatari society through health education and awareness programs, especially in light of the State's openness to the world and receiving millions of expatriate workers for the implementation of various development projects to host the 2022 FIFA World Cup.

## **GOAL (7): ENSURE ENVIRONMENTAL SUSTAINABILITY**

The State of Qatar has been able to attain most targets related to this goal, as it has taken environmental considerations in the development planning process, by including them in the National Development Strategy (2011-2015). Qatar has further provided safe drinking water and proper sanitation to all inhabitants, and managed to reduce the negative effects of biodiversity loss through the expansion of natural reserves in land and sea areas, as their protected proportion relatively to the total area of the State has exceeded the target set by the Convention on Biological Diversity. Furthermore, Qatar has been able to provide decent housing for all population, hence there are no slum dwellers in Qatar. However, one challenge remains in order to ensure sustainable environment in Qatar, i.e. the greenhouse gas emissions, which Qatar will hopefully reduce through the adoption of an environmental policy that focuses on emphasizing the use of clean energy sources eventually leading to carbon and waste-free environment.

## **GOAL (8): DEVELOP A GLOBAL PARTNERSHIP FOR DEVELOPMENT**

The State of Qatar has effectively contributed towards the development of a global partnership for development. Today Qatar is a donor state and an influential partner in international development aid, as the development aid and assistance are a key pillar in the State's foreign policy. The foreign aid ratio has amounted to 0.58% of the State's GDP in 2013, and the base of countries covered by Qatari aid has expanded to reach more than 110 countries in Asia, Africa and other regions of the world. Qatar has also adopted an open trading system which is evidenced by the commercial exchange with more than 160 countries from various continents. Similarly, the state engaged into business partnerships and agreements in order to encourage foreign investments, thanks to its economic system which is free and open to other economies.



## References:

- UN Millennium Development Goals Report 2014, New York, 2014.
- General Secretariat for Development Planning, Qatar National Vision 2030.
- General Secretariat for Development Planning, National Development Strategy 2011-2016.
- World Bank, World Development Indicators, 2014.
- Supreme Council of Health, Annual Health Report, various years.
- UN Development Programme, Human Development Report 2014, New York, 2014.
- The Arab League, Arab Millennium Development Goals Report: Facing Challenges and Looking Beyond 2015, Cairo, 2013.
- Ministry of Development Planning and Statistics, Household Expenditure and Income Sample Survey, 2007.
- Ministry of Development Planning and Statistics, Household Expenditure and Income Sample, 2013.
- Ministry of Development Planning and Statistics, Annual Statistical Abstract, various years.
- Ministry of Development Planning and Statistics, Multi-Purpose Health Survey, 2012.
- Ministry of Development Planning and Statistics, Vital Statistics Bulletin (Births and Deaths), various years.
- Ministry of Development Planning and Statistics, Labor Force Sample Survey, various years.
- Ministry of Foreign Affairs, International Development Department, Foreign Aid Report 2013-2014.
- Ministry of Finance, General Budget for the Fiscal Year 2014-2015.

