



جهاز التخطيط والإحصاء
Planning and Statistics Authority
دولة قطر • State of Qatar



MARRIAGE & DIVORCE

State of Qatar 2021



جهاز التخطيط والإحصاء
Planning and Statistics Authority
دولة قطر • State of Qatar

Marriage & Divorce

In the State of Qatar, 2021

(Review & Analysis)

August 2022



H H Sheikh Tamim Bin Hamad Al Thani
Emir of the State of Qatar

© All rights reserved to the Planning and Statistics Authority – August 2022

For citation, please refer to this publication as follows:

Planning and Statistics Authority, Marriage & Divorce in the State of Qatar 2021
Doha - Qatar

Correspondence to be forwarded to:

Planning and Statistics Authority

P.O. Box: 1855, Doha - Qatar

Tel: +974 4495 8888

Fax: +974 4483 9999

For statistical data, please send your request to: MDR@psa.gov.qa

Follow us on:



www.psa.gov.qa



PSAQatar



@PSAQatar



PSA_qr



PSAQatar

Preface



Marriage & Divorce statistics are a major pillar of vital statistics that are used as a key element when making decisions and setting policies that promote family cohesion. Indicators derived from these data reveal all the aspects surrounding marriage and divorce which have gained great attention in the field of population and social studies.

In general, the society's demographical behavior can be identified through statistical analysis of marriage and divorce. Besides, the indicators furnished by the Marriage & Divorce Statistics are used as milestones for attaining short and long term goals. The indicators included in this report are useful in achieving the goals of the Second National Development Strategy (2018-2022), in particular building a secure and stable society under effective government and family institutions, and setting policies and programs aimed at strengthening family cohesion in the field of population studies.

This report shows the development of marriage & divorce and their various components, such as marriage & divorce rates and average age at first marriage, as well as the characteristics of marriage & divorce in 2021, in a bid to identify the factors that delay or encourage marriage and factors that impact divorce rates as well as their repercussions on family cohesion.

The Planning and Statistics Authority (PSA) hopes that the government agencies, private institutions of public interest and civil society organizations will benefit from the indicators in the Marriage & Divorce Report 2021, to develop social plans and policies.

Dr. Saleh M. Al-Nabit

President of Planning & Statistics Authority

Introduction

Marriage & Divorce Statistics are one of the most vital statistics through which the characteristics of marriage & divorce are studied to determine family characteristics in the State of Qatar and the trajectories of society for population growth-related issues.

This report aims at identifying the evolution of cases of Marriage & Divorce in the State of Qatar in 2021. The first section deals with marriage and related data and indicators, such as the average age at first marriage and general marriage rate. It also includes data on marriage characteristics in the Qatari society through indicators of first marriage, age groups and spouse's educational level.

The second section of this report focuses on divorce in the Qatari society. It comprises analysis of data on divorce, such as general divorce rate per 1,000 population, divorce certificates by type of divorce (revocable divorce, minor irrevocable divorce, divorce against compensation “Khula” and major irrevocable divorce), spouse's age group, duration of marriage and kinship, in addition to divorce certificates by age group.

It is worth mentioning that the data presented in this report is the outcome of cooperation between the Planning and Statistics Authority and the Supreme Judicial Council.

The data of this report includes cases of marriage and divorce registered in Qatar, and cases of Qatari marriage and divorce abroad.

Index

Subject	Page No.
Preface	5
Introduction	6
First: Marriage	
General marriage rate per 1,000 Qatari population (15 years & above)	8
Marriage contracts by spouse's nationality and place of residence	9
Average age at first marriage by nationality	11
Spouse's age group by nationality	12
Marriage contracts by number of wives still under marriage bond and nationality	14
Marriage contracts by wife's marital status and nationality	15
Marriage contracts by spouse's educational status and nationality	16
Qatari marriage contracts by kinship	17
Second: Divorce	
General divorce rate per 1,000 Qatari population (15 years & above)	18
Divorces by spouse's nationality and place of residence	19
Divorces by type of divorce and spouse's nationality	21
Divorces by type of divorce and husband's age group and nationality	22
Divorces by type of divorce and wife's age group and nationality	23
Divorces by duration of wife's married life and husband's nationality	24
Divorces by spouse's educational status and nationality	26
Divorces of Qataris by kinship	27
Divorces by number of wives still under marriage bond and nationality	28
Divorces by spouse's nationality and number of wife's children	29
Third: Tables	30

First: Marriage

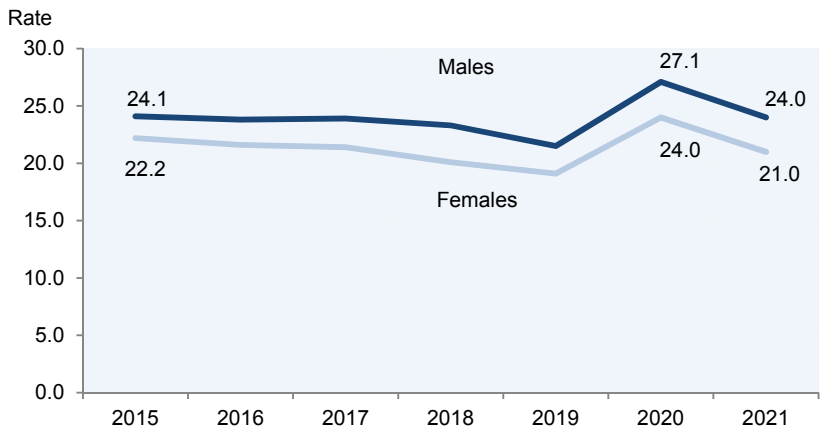
Marriage is the legitimate pillar for establishing a family and having children. Moreover, it is considered the means of natural population growth. This part of the report analyzes some indicators related to marriage contracts.

General Marriage Rate per 1,000 Qatari Population (15 Years & Above)

The general marriage rate is the number of marriages per 1,000 population aged 15 years and above in a given year. Figure 1 indicates that the general marriage rate per 1,000 Qatari population of the age group (15 years and above) witnessed an almost steady decline during the period 2015-2021, except for 2020. It slightly decreased for males from 24.1 in 2015 to 24 per 1,000 Qatari population of the age group (15 years and above) in 2021. Likewise, female rate declined from 22.2 in 2015 to 21 in 2021. This decline can be attributed to the high level of women's education and their large participation in labor market, in addition to the high expenses of marriage. This is while noting an unexpected sudden increase in the general marriage rate by about 26% for males and females each in 2020 compared to 2019. This was followed by a decrease in the rate in 2021 by 11% and 13% for males and females, respectively, in 2021 compared to 2020.

The general marriage rate witnessed a remarkable decline in 2021 by 11% and 13% for males and females, respectively, compared to 2020.

Figure No. (1) General marriage rate per 1,000 Qatari population (15 years & above), 2015–2021



Marriage Contracts by Spouse's Nationality and Place of Residence

Figure 2 indicates that most marriage cases took place in Al-Rayyan Municipality, representing 40.2% of total marriages registered in Qatar. Second came Doha Municipality by 28.6%, followed by Al-Wakra by 8.4%, Umm-Salal by 7.5%, Al-Sheehaniya by 6.1%, Al-Dhaayen by 5.8%, Al-Khor by 2.8% and finally Al-Shamal by 0.2%. Marriages outside Qatar accounted for 0.4%.

As for marriage contracts by husband's nationality and place of residence, most cases of Qatari male marriages took place in Al-Rayyan Municipality by 44%, followed by Doha by 21.4%, Al-Sheehaniya by 9.1%, Umm Salal by 7.7%, Al-Wakra by 7.2%, Al-Dhaayen by 6.8%, Al-Khor by 3.2% and finally Al-Shamal by 0.2%. Qatari marriages outside Qatar accounted for 0.4%.

As for Non-Qatari male marriages, most cases were concentrated in Doha Municipality by 37.6%, followed by Al-Rayyan by 35.6%, Al-Wakra by 9.8%. Umm-Salal by 7.2%, Al-Dhaayen by 4.4%, Al-Sheehaniya by 2.4% and then the last two municipalities (Al Khor and Al-Shamal) by 2.4%. The remaining percentage of 0.6% was registered outside Qatar.

Most marriages among Qataris took place in Al-Rayyan Municipality and among non-Qataris in Doha Municipality in 2021

Figure No. (2) Marriage contracts by spouse's nationality and place of residence, 2021

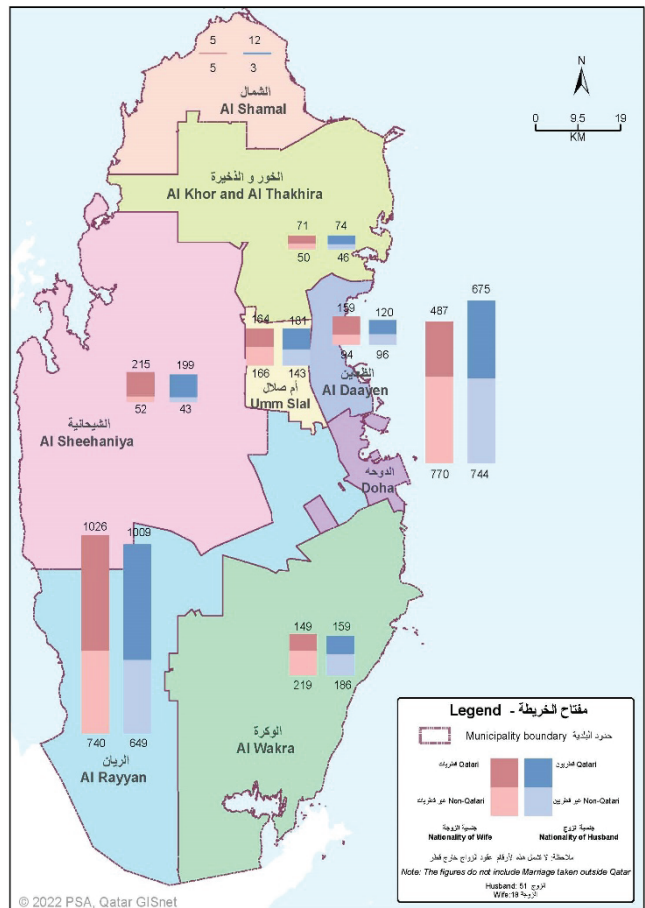


Figure (2) also shows that the highest percentage of Qatari female marriages took place in Al-Rayyan Municipality by 41.2% of total Qatari female marriages in Qatar, followed by Doha Municipality by 26.8%, Al-Sheehaniya by 8.1%, Umm-Salal by 7.6%, Al-Wakra by 6.5%, Al-Dhaayen by 5.2% and finally the remaining municipalities (Al-Khor and Al-Shamal) by 3.5%. The remaining percentage of 1.1% was registered outside Qatar.

On the other hand, non-Qatari female marriages were mainly concentrated in Doha Municipality, representing 38.2% of total non-Qatari female marriages, followed by Al-Rayyan by 34.1%, Al-Wakra by 9.3%, Umm-Salal by 7.1%, Al-Dhaayen by 4.6%, Al-Khor by 2.4% and then the rest of municipalities (Al-Sheehaniya and Al-Shamal) by 3%, while 1.3% of marriages took place outside Qatar.

Average Age at First Marriage by Nationality

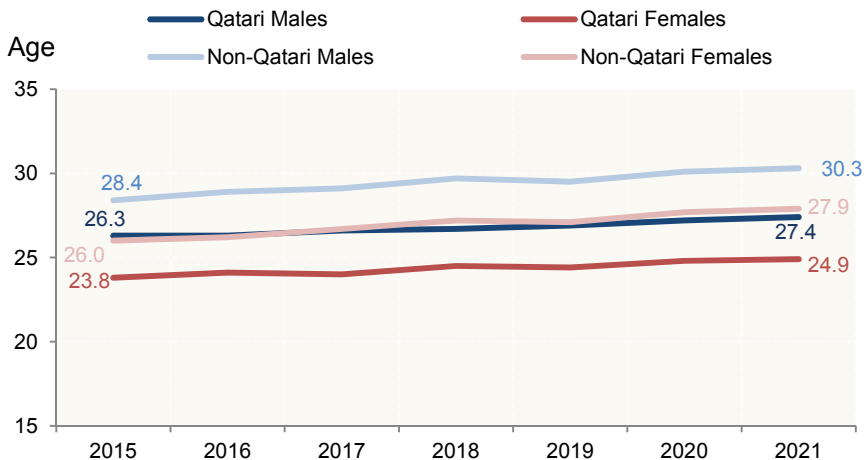
The average age at first marriage is one of the key indicators that show marriage characteristics in the Qatari society. The data of this indicator shows high average age at first marriage for non-Qataris compared to their Qatari counterparts in general. It was higher by almost two years and ten months for males and three years for females.

A slight increase in the average age at first marriage to 27.4 years for Qatari males and to 24.9 years for Qatari females, compared to an increase for non-Qatari males to 30.3 years and non-Qatari females to 27.9 years.

As for Qataris, Figure 3 shows that the average age at first marriage witnessed a slight increase for both males and females during the period (2015-2021) from 26.3 years and 23.8 years in 2015 to 27.4 years and 24.9 years for males and females, respectively, in 2021.

The average age at first marriage for non-Qataris also witnessed a slight increase for males during the same period from 28.4 years in 2015 to 30.3 years in 2021. Similarly, the average age for non-Qataris females witnessed a slight increase to 27.9 years in 2021 compared to 26 years in 2015.

Figure No. (3) Average age at first marriage by nationality and sex, during the period 2015–2021



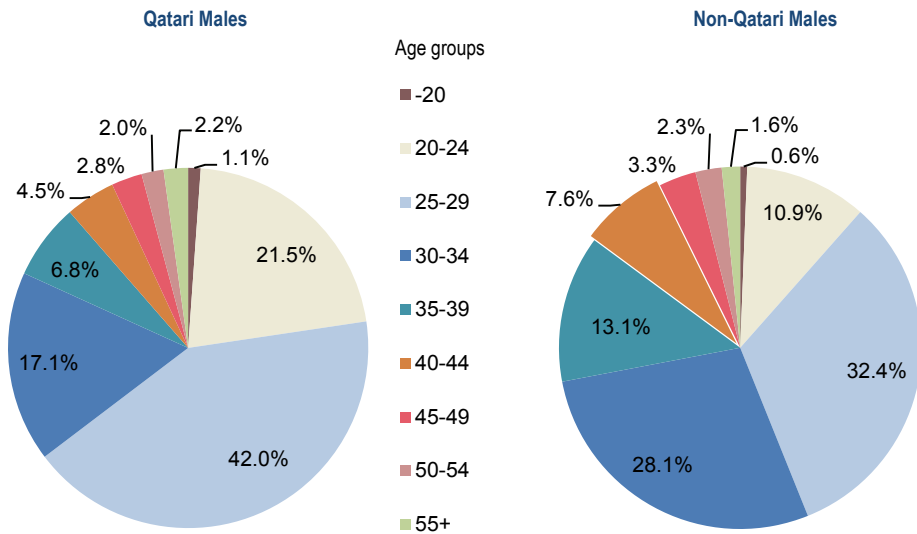
Spouse's Age Group by Nationality

Figure (4-a) shows a rise in the ages of non-Qatari husbands compared to their Qatari counterparts in the age group (25-29 years), accounting for 42% of total Qatari husbands versus 32.4% of total non-Qatari husbands in the same age group.

The highest marriage cases took place in the age group (25-29 years), accounting for 42% among Qataris and 32.4% among non-Qataris

On the other hand, marriage rates in the age-group (30-34 years) for non-Qataris increased to 28.1% of total non-Qatari husbands, while the percentage of Qataris in the same age group reached only 17.1% of total Qatari husbands.

Figure No. (4-a) *Marriage contracts by husband's age group and nationality (Qataris and non-Qataris), 2021*

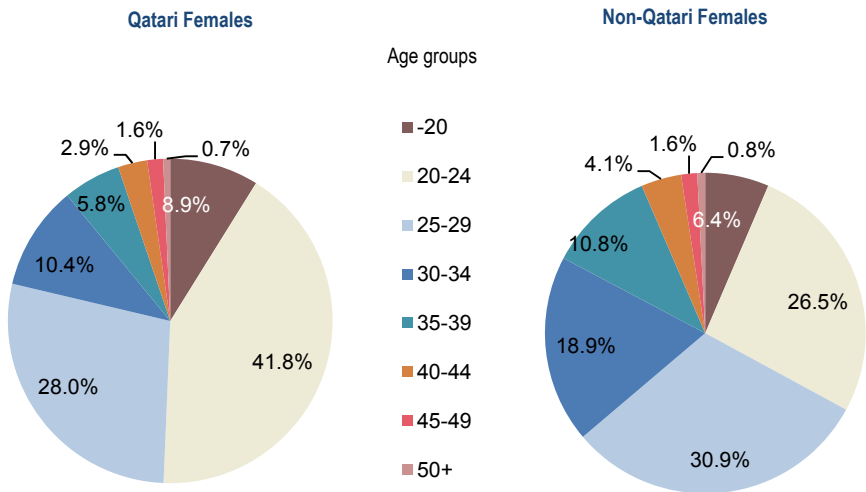


Similarly, Figure (4-b) shows an increase in the ages of non-Qatari wives compared to their Qatari counterparts, where the percentage of Qatari wives in the age-group (20-29 years) was higher than that of non-Qatari wives in the same age group; amounting to 69.8% of total Qatari wives and 57.4% of total non-Qatari wives.

Most marriages for Qatari and non-Qatari females took place in the age-group (20-29 years), accounting for 69.8% and 57.4%, respectively

On the other hand, we notice a rise in the percentage of the age group (30-39 years) for non-Qatari wives, amounting to 18.9% of total non-Qatari wives compared to 10.4% of total Qatari wives. A slight variation of rates is noticed in the age-group (40-49 years) among Qatari and non-Qatari wives, amounting to 4.5% and 5.7%, respectively.

Figure No. (4-B) *Marriage Contracts by wife's age group and nationality (Qataris and non-Qataris), 2021*



Marriage Contracts by Number of Wives still under Marriage Bond and Nationality

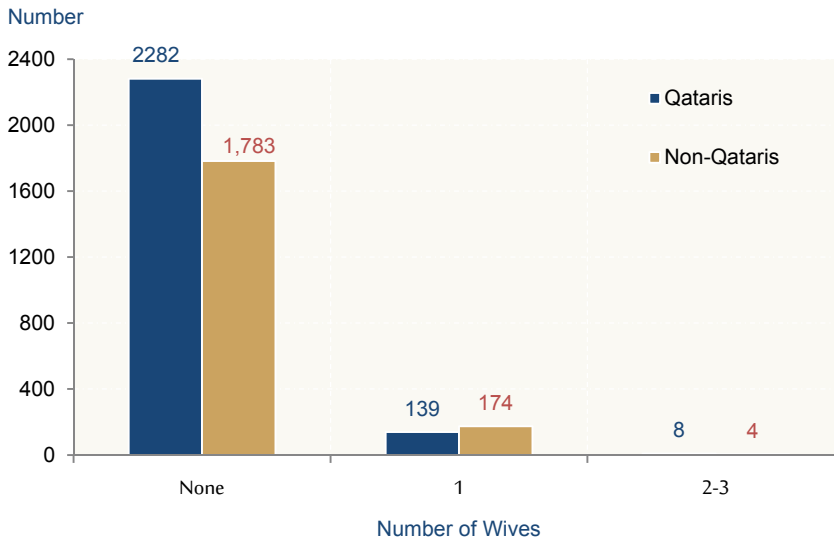
Figure 5 indicates that the percentage of marriage contracts of husbands with no other wife under marriage bond increased to 92.6% of total marriages, compared to about 7.4% of marriage contracts of husbands who previously had one or more wives under marriage bond.

Percentage of marriage contracts of husbands with no other wife under marriage bond increased to 92.6% of total marriages.

Moreover, the figure indicates that the percentages of Qatari and non-Qatari husbands with no other wife under marriage bond were very close, ranging from 93.9% for Qataris and 92.6% for non-Qataris.

As for the percentage of those with a second wife under marriage bond, it amounted to 5.7% for Qataris and 7.1% for non-Qataris, whereas the percentage of those with two or three wives under marriage bond did not exceed 0.4% for Qataris and 0.3% for non-Qataris.

Figure No. (5) *Marriage contracts by number of wives under marriage bond and nationality, 2021*



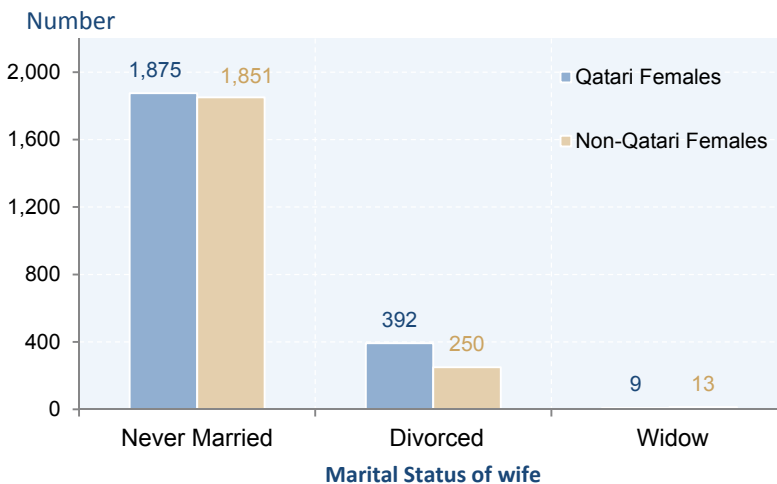
Marriage Contracts by Wife's Marital Status and Nationality

In general, Figure (6) indicates that virgin wives in marriage contracts increased to 84.9% of total wives, compared to 15.1% of marriage contracts where the wife was a widow or divorced.

The percentage of virgin wives amounted to 84.9% of total wives in marriage contracts

The percentage of Qatari virgin wives amounted to 82.4% compared to 17.2% for divorced women and 0.4% for widows. As for non-Qataris, virgin wives accounted for 87.6%, compared to 11.8% for divorced women and 0.6% for widows. It is noted that re-marriage of Qatari divorced women was higher by 5.4 percentage points than their non-Qatari counterparts.

Figure No. (6) Marriage contracts by marital status and wife's nationality, 2021



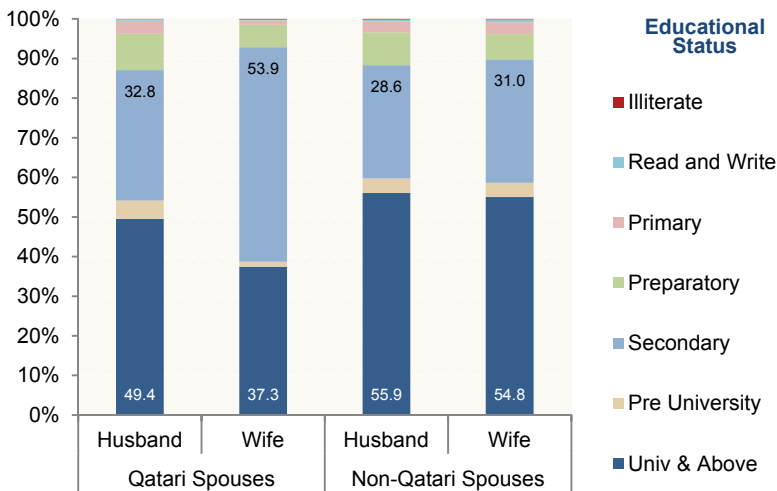
Marriage Contracts by Spouse's Educational Status and Nationality

Figure (7) shows the percentages of educational status by sex and nationality for marriage contracts in 2021. The marriage contracts of Qataris show an increase in the percentage of husbands with secondary school certificates and with university degree and above of total marriage contracts to 53.9% and 49.4%, respectively, followed by wives with university degree and above at 37.3%, and husbands with secondary school certificate at 32.8% of total marriage contracts by educational status for each.

Educational status plays a key role in marriage delay for non-Qataris compared to Qataris

Concerning marriage contracts of non-Qatari husbands, the highest percentage was for husbands with university degree and above (55.9%), followed by husbands with secondary school certificate (28.6%) of total marriage contracts by husband's educational status. The same applies to a lesser degree of disparity for marriage contracts of non-Qatari wives with university degree and above and secondary school certificate, amounting to 54.8% and 31%, respectively, of total non-Qatari wives in marriage contracts by educational status.

Figure No. (7) Marriage contracts by spouse's educational status and nationality, 2021



Qatari Marriage Contracts by Kinship

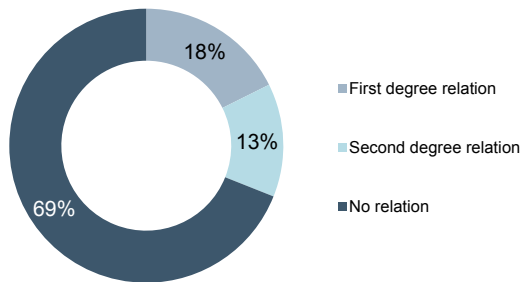
Figure (8) shows the percentage distribution of marriage contracts for Qataris by kinship in 2021, indicating that the percentage of consanguineous marriage tends to decline, reaching 31% of total marriages in 2021 compared to 36% in 2020, with a difference of 5 percentage points. This indicates that the state awareness campaigns about the dangers that may result from consanguineous marriage have borne fruit.

The percentage of consanguineous marriages among Qataris witnessed a decrease from 36% in 2020 to 31% of total marriages in 2021, with a difference of 5 percentage points, thanks to the state awareness campaigns regarding consanguineous marriage

The percentage of first-degree relative marriages reached about 18%, compared to 13% for second-degree relative marriages, while the percentage of non-related married couples reached about 69% in 2021.

As expected, there was an increase in the percentage of non-related married couples by about 8% in 2021, compared to 2020.

Figure No. (8) **Qatari marriage contracts by kinship, 2021**



Second: Divorce

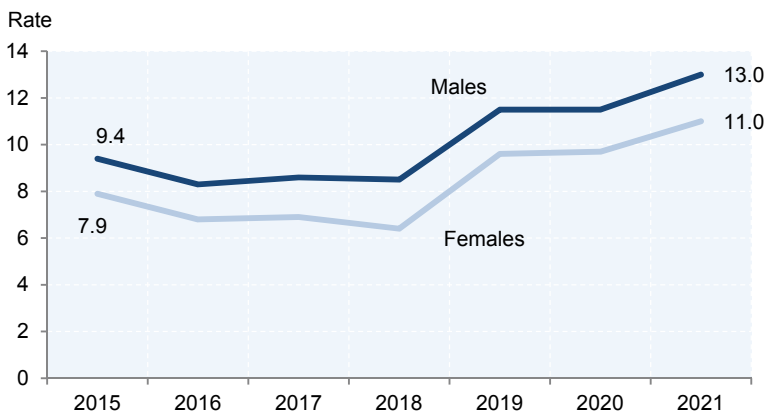
The divorce cases will be addressed through indicators related to divorce rates, duration of married life, spouse age and educational level and polygamy. The number of divorce cases has increased in the Qatari society starting from 2019 compared to previous years. It reached 1,115 divorces among Qatari men and 992 divorces among Qatari women. This rise continued in 2021, reaching 1,324 divorces among Qatari men and 1,217 divorces among Qatari women. The following is an explanation of the most important indicators of divorce:

General Divorce Rate per 1,000 Qatari Population (15 Years & Above)

The general divorce rate is the number of divorces per 1,000 population aged 15 years and above in a given year. Figure (9) indicates a decline in divorce rate among Qataris per 1,000 population during the period 2015-2018 from 7.9% in 2015 to 6.4% per 1,000 Qatari women in 2018. However, there was an unexpected sudden rise in the divorce rate during the period (2019-2021), reaching 11 cases per 1,000 Qatari women. For Qatari men, the general divorce rate decreased during the period (2015-2018), from 9.4 cases per 1,000 Qatari men in 2015 to 8.5 cases in 2018, with an unexpected sudden increase in the years (2019-2021), reaching 13 cases per 1,000 Qatari men in 2021.

The general divorce rate among Qataris increased by about 13% in 2021 for both males and females, compared to 2020

Figure No. (9) General divorce rate per 1,000 Qatari population (15 years & above), 2015-2021



Divorces by Spouse's Nationality and Place of Residence

Figure (10) indicates that most divorce cases were recorded in Doha Municipality by 45.2% of total divorce cases registered in Qatar, followed by Al Rayyan Municipality by 32.9%, Umm Salal by 5.7%, Al-Wakra by 5.1%, Al-Sheehaniya by 5%, Al-Dhaayen by 3.3% and then the remaining municipalities (Al-Shamal and Al-Khor) by 1.8%. In addition, 0.9% of divorce cases occurred abroad.

Al Rayyan Municipality witnessed the highest number of divorces for Qataris, followed by Doha Municipality for non-Qataris in 2021

With regards to divorce cases by husband's nationality and place of residence, more than two fifths of Qatari male divorces occurred in Al-Rayyan Municipality by 40.8%, followed by Doha by 33.2%, Al-Sheehaniya by 7%, Umm Salal by 6.6%, Al-Wakra by 5.6%, Al-Dhaayen by 3.9% and then the remaining municipalities (Al-Shamal and Al-Khor) by 1.9%. In addition, 1% of divorce cases occurred abroad.

As for non-Qatari male divorce cases by place of residence, around two thirds of them were concentrated in Doha Municipality by 65.9%, followed by Al-Rayyan by one fifth (20.1%), Al-Wakra by 4.7%, Umm-Salal by 3.8%, Al-Dhaayen by 2.6% and then the remaining municipalities (Al-Khor, Al-Sheehaniya and Al-Shamal,) by 2.3%, whereas 0.6% of non-Qatari male divorces occurred abroad.

Figure No. (10)

Divorce certificates by spouse's nationality and place of residence, 2021

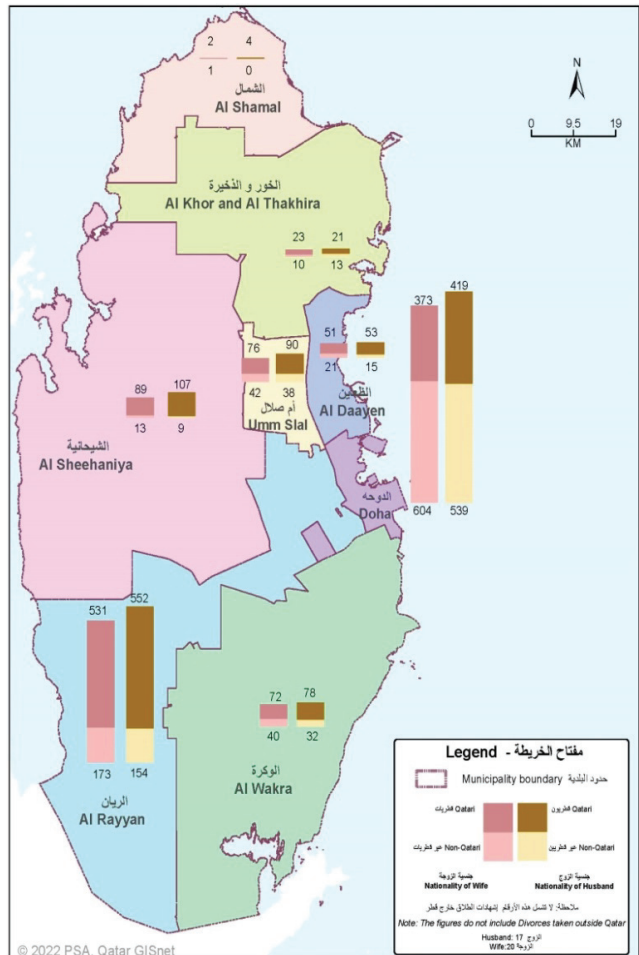


Figure (10) also shows that the majority of Qatari female divorces occurred in Al-Rayyan Municipality by 41.1% of total Qatari female divorces registered in Qatar, followed by Doha by 31.6%, Al-Sheehaniya by 8.1%, Umm-Salal by 6.2%, Al-Wakra by 6.1%, Al-Dhaayen by 3.7% and finally Al-Shamal and Al-Khor by 2%. The percentage of Qatari females who were divorced abroad reached 1.2%.

Non-Qatari female divorces were mainly concentrated in Doha Municipality by 62% of total non-Qatari female divorces, followed by Al-Rayyan by 22.3%, Umm-Salal by 5.6%, Al-Wakra by 3.9%, Al-Dhaayen by 2.5%, Al-Sheehaniya by 1.9% and then the remaining municipalities (Al-Khor and Al-Shamal) by 1.4%, whereas 0.4% of divorce cases occurred abroad.

Divorces by Type of Divorce and Spouse's Nationality

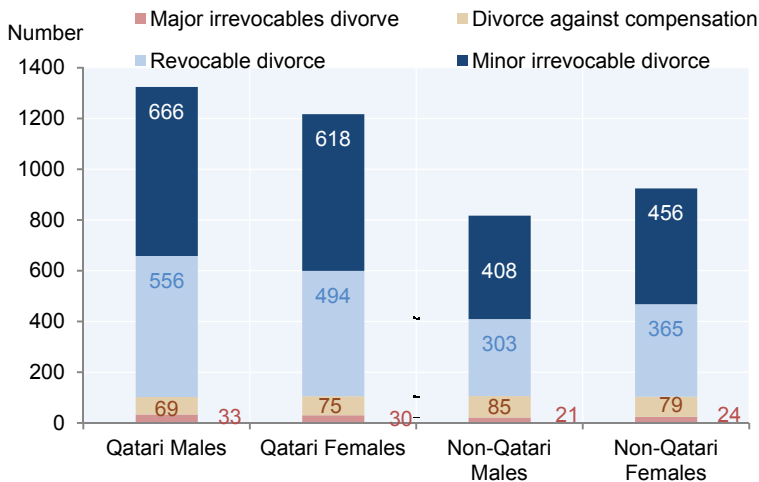
The results show an increase in revocable divorces (divorcing a wife less than three times after consummation of marriage) and minor irrevocable divorces (when the first or second divorce takes place after the end of the wife's "Iddah" period before or after consummation of marriage), reaching 40.1% and 50.2%, respectively in 2021.

Revocable and minor irrevocable divorce cases represented 90.3% of total types of divorce

Figure (11) shows also a decrease in major irrevocable divorce (the threefold divorce which is irrevocable except if the divorced wife legitimately marries another man and then divorces him) to 2.5%, and divorce against compensation "Khula" (divorce occurs upon wife's request in return for an amount of money paid to the husband) to 7.2%.

The figure also details the number of divorces by type of divorce and spouse's nationality.

Figure No. (11) *Divorce cases by type of divorce and spouse's sex and nationality, 2021*



Divorces by Type of Divorce and Husband's Age Group and Nationality

Figure (12-a) indicates that divorce cases were higher among Qatari husbands in the age group (30-39 years), amounting to 34.6% of total Qatari divorces by age-group, followed by the age-groups (20-29 years) and (40-49 years) amounting to 31.3% and 17.5%, respectively.

The lowest divorce rate among Qataris was in the age-group (60 year and above) with the exception of the age group (less than 20 years), where the percentage was zero.

As for non-Qatari husbands, Figure (12-b) shows that the highest percentage of divorces was among the age-group (30-39 years) amounting to 41.1% of total non-Qatari divorces by age group, followed by the age-groups (40-49 years) and (50-59 years) by 30.8% and 12.9%, respectively.

The lowest divorce rate among non-Qataris was in the age-group (60 year and above) with the exception of the age group (less than 20 years), where the percentage was zero.

Figure No. (12-a) *Divorce cases by type of divorce and husband's age group (Qataris), 2021*

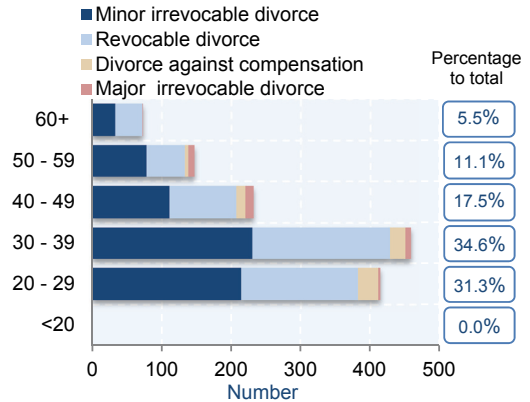
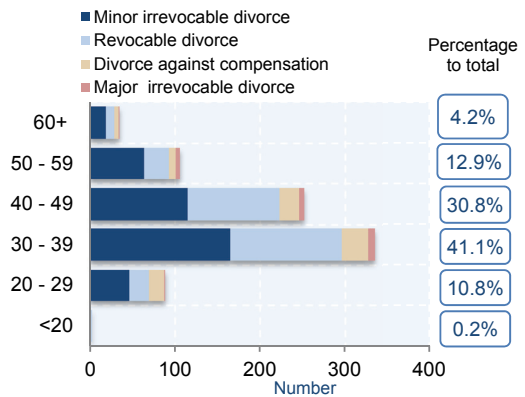


Figure No. (12-b) *Divorce cases by type of divorce and husband's age group (Non-Qataris), 2021*



Divorces by Type of Divorce and Wife's Age Group and Nationality

With regards to Qatari wives, Figure (13-a) shows that the divorce rate was higher among the age group (20-29 years), amounting to 44% of total divorces by Qatari wife's age group, followed by the age groups (30-39 years) and (40-49 years) with 28.9% and 15.4%, respectively. The lowest divorce rate was among the age group (60 years and above) at 1.5%.

As for non-Qatari wives, the highest rate of divorce was among the age group (30-39 years), amounting to 42.9% of total divorces by non-Qatari wife's age group, followed by the age group (20-29 years) at 26.4%, and age group (40-49 years) at 23.2%.

The lowest percentage was among the age group (60 years and above) by 0.8%.

Figure No. (13-a) Divorce cases by type of divorce and wife's age group (Qataris), 2021

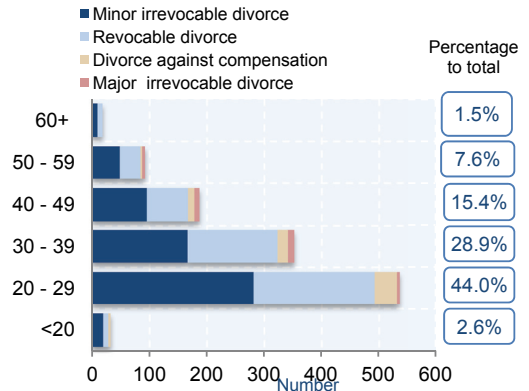
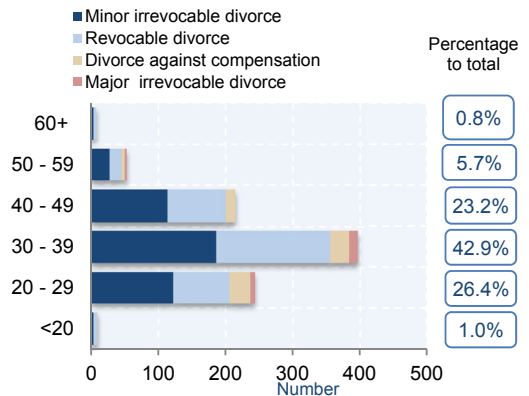


Figure No. (13-b) Divorce cases by type of divorce and wife's age group (Non-Qataris), 2021



Divorces by Duration of Wife's Married Life and Husband's Nationality

Figure (14-a) indicates that most divorce cases by duration of married life in 2021 occurred during the first five years of marriage and also before consummation of marriage, the fact that accounts for the increase in minor irrevocable divorce and revocable divorce as previously mentioned.

Increase of divorce cases during the first five years of marriage.

The divorce rate during the first five years and before consummation of marriage amounted to 77.9% of total divorces by duration of married life. It is also observed that the percentage of divorcees whose married life exceeded 20 years was the lowest of total divorce cases by duration of married life. The figure further shows a decrease in the percentage of divorcees whose married life ranged between 5 and 9 years, representing 9.1% of total divorces in 2021 compared to 13.4% in 2019. In general, Figures (14a and 14b) indicate that the divorce rates decreased steadily over the course of married life in 2021, as was the case in 2020.

Figure No. (14-a) Divorce cases by duration of wife's married life, 2021

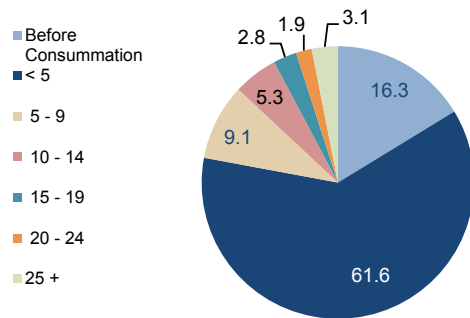
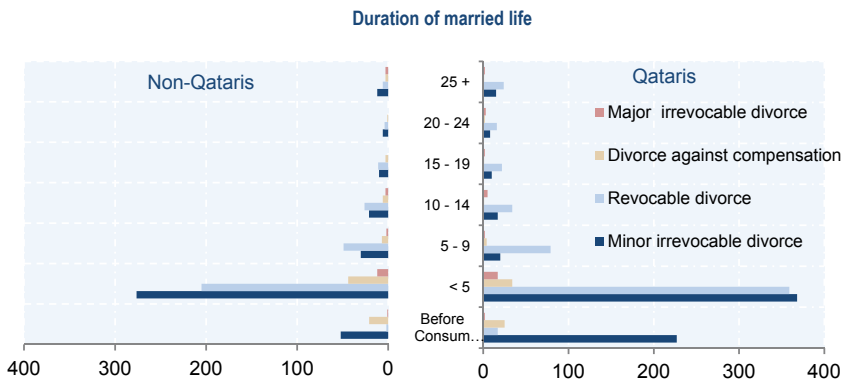


Figure No. (14-b) Divorce cases by type of divorce, duration of married life and husband's nationality, 2021



The divorce cases during the first four years of marriage and before consummation of marriage were the highest compared to other durations of married life.

Figure (15) indicates that 83.8% of divorces that occurred before consummation of marriage were minor irrevocable divorces, whereas revocable divorces and divorces against compensation “khula” accounted for 6.3% and 9.2%, respectively, of total divorces before consummation of marriage, while major irrevocable divorces accounted for less than one percent (0.7%).

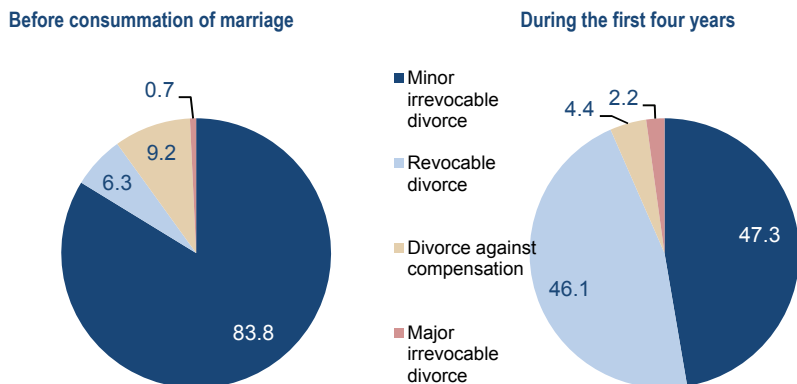
As for the first four years of marriage, minor irrevocable divorces made up the highest percentage of divorce cases with 47.3%, while revocable divorces made up 46.1%. Divorces against compensation “khula” and major irrevocable divorces constituted 4.4% and 2.2%, respectively.

Regarding age groups, divorces before consummation of marriage were the highest among the age group (20-24 years) among Qatari and non-Qatari wives alike.

As for the divorce cases during the first four years of marriage, the highest number of divorces was among age group (25-29 years) for Qatari males and females alike.

With regards to Qatari and non-Qatari husbands, the highest divorce rate before consummation of marriage was among the age-group (25-29 years) for Qatari and non-Qatari males alike, whereas the highest divorce rate during the first four years of marriage was among the age group (25-29 years) for Qatari males versus the age group (30-34 years) for non-Qatari males.

Figure No. (15) *Divorce cases by type of divorce during first four years of marriage and before consummation of marriage, 2021*



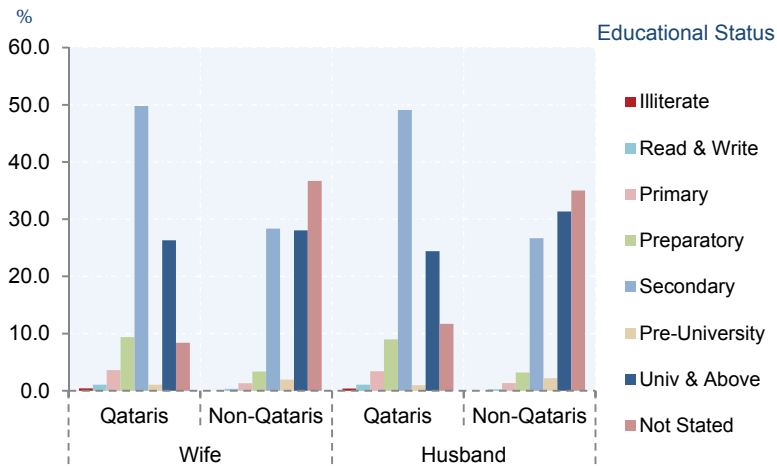
Divorces by Spouse's Educational Status and Nationality

About 22% of Qatari divorce cases were among consanguineous spouses

Figure (16) shows the divorcee's educational status (males and females). It is clear that the highest percentage of Qatari divorcees was among those with secondary school certificates, with 606 divorce cases for Qatari females and 650 for Qatari males (49.8% and 49.1%, respectively).

As for non-Qatari females, those with secondary school certificates made up the highest percentage of total non-Qatari divorced women by 28.4%, whereas non-Qatari male divorcees with university degree made up 31.3% of total non-Qatari male divorcees.

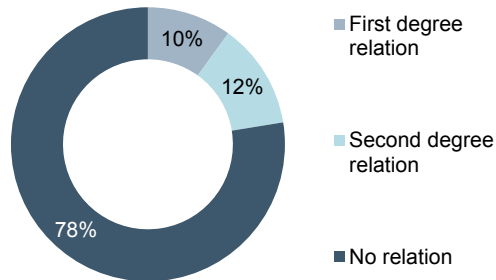
Figure No. (16) Divorce cases by spouse's educational status, 2021



Divorces among Qataris by Kinship

Figure (17) shows the interrelation between divorce cases and kinship among Qatari consanguineous spouses, indicating that divorce cases among Qatari non-consanguineous spouses were the highest (78%), whereas divorce cases among first and second degree relatives made up 22% of total divorces by kinship. The divorce rate decreased as the kinship increased (10% for first degree relatives, compared to 12% for second degree relatives).

Figure No. (17) Divorces among Qataris by kinship, 2021

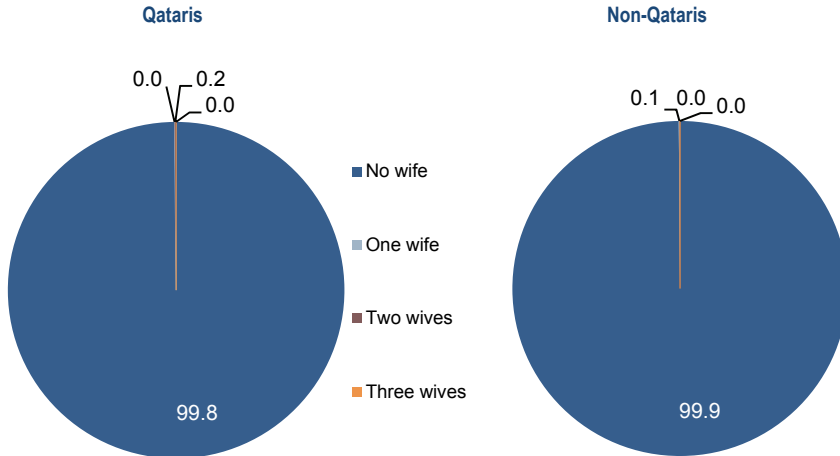


Divorces by Number of Wives Still Under Marriage Bond and Nationality

Figure (18) shows the divorce cases by number of wives still under marriage bond, indicating that all divorce cases in 2021 took place among those who had no other wives under marriage bond, accounting for 99.8% of total divorce cases for Qatari husbands and 99.9% of total divorces for non-Qatari husbands. Divorce cases among those who had one or more wives under marriage bond made up only 0.2% and 0.1% for Qatari and non-Qatari husbands, respectively.

*Figure
No. (18)*

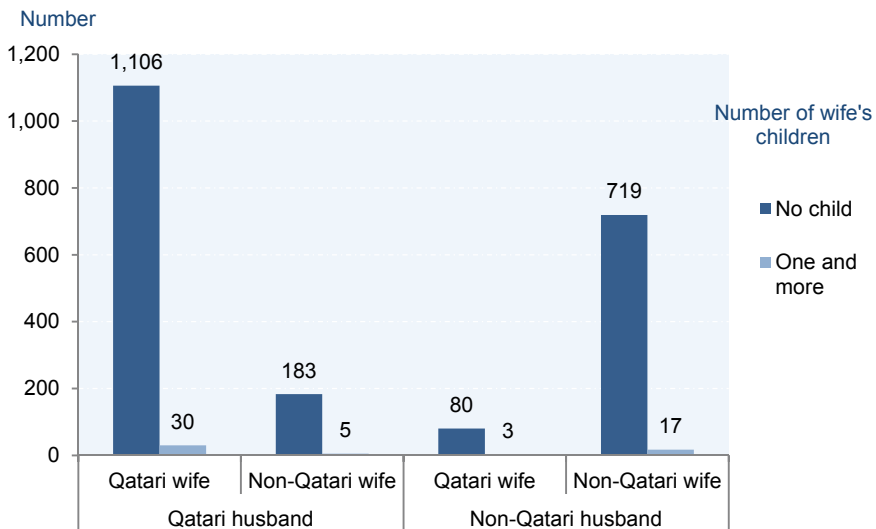
Divorce cases by number of wives still under marriage bond, 2021



Divorces by Spouse's Nationality and Number of Wife's Children

Figure (19) shows the divorces by number of children for both Qataris and non-Qataris, indicating that the majority of divorces in 2021 occurred between spouses with no children, amounting to 97.5% of total divorces by number of children. The divorce rate between spouses who had children was less than 1%, regardless of the number of children. This is due to the high rate of divorce cases before consummation of marriage and during the first four years of marriage as mentioned earlier.

Figure No. (19) Divorce cases by spouse's nationality and number of wife's children, 2021



TABLES

